



# Political Opinion Barometer. 1st wave 2017

2017



Centre  
d'Estudis  
d'Opinió



Generalitat  
de Catalunya

## Contents

1. Technical specifications
2. Main results



# Technical specifications

Press report, Public Opinion Barometer (BOP). 1<sup>st</sup> wave 2017

## Summary

Level of confidence:	95%
Variance:	p=q=50%
Sample size:	1,500 individuals
Sampling error:	± 2.53%

**Scope:** Catalonia

**Univers:** Spanish citizens of 18 years of age and more who live in Catalonia

### Method of data collection:

Computer Assisted Personal Interview (CAPI)

### Sampling procedure:

Stratification by province and town size, with selection of last sample units (individuals) using sex, age and place of birth crossed quotas.

Town size is divided into 6 categories:

- less or equal to 2,000 inhabitants
- from 2,001 and 10,000 inhabitants
- from 10,001 and 50,000 inhabitants
- from 50,001 and 150,000 inhabitants
- from 150,001 and 1,000,000 inhabitants
- more than 1 million inhabitants

To calculate the quotas we use the official statistics from the *Padró continu de població* from the year 2015. The age quotas correspond to the following intervals:

- 18 to 24 years of age
- 25 to 34 years of age
- 35 to 49 years of age
- 50 to 64 years of age
- 65 and more years of age

### Sample size:

**1,500 interviews** with the following territorial distribution:

• Barcelona	1.121
• Girona	140
• Lleida	85
• Tarragona	154

### Allocation:

**Proportional**

### Sampling error:

The overall margin of error of the survey is **± 2.53%**, for a confidence level of 95% (1.96 sigma) and under the assumption of maximum indetermination (p=q=50%). In each province the margins of error are:

• Barcelona	± 2.93%
• Girona	± 8.28%
• Lleida	± 10.63%
• Tarragona	± 7.90%

### Fieldwork:

The fieldwork has been performed by GESOP. Gabinet d'Estudis Socials i Opinió Pública SL, from the 6<sup>th</sup> to the 21<sup>st</sup> of March 2017.

### Methodological note:

1. Some trend figures presented in this abstract refer to a telephone survey (CATI) performed in December 2016, the Survey about the Catalan political situation, 2016.

2. Given that we have only drawn a sample from the population (those over 17 years of age, living in Catalonia and with Spanish citizenship), all results are subject to a sampling error, meaning that not all the differences in the same questions with respect to other waves of the Barometer are statistically significant.

For instance, in a survey question where the 50 % (the worst case scenario in terms of the margin of error) gives a particular response, with a sample of 1,500 interviewees, the “true” value in the population would fall into the range of  $\pm 2.53$  of the results in the sample, this is, in between 47.47% and 52.53% .

The subsamples in two-way tables are subject to an even larger margin of error. Therefore, the conclusions that could be drawn have to be taken with caution.

3. When presenting results of questions 37 and 38 we have grouped the different political parties or coalitions from the point of view of parliamentary groups appeared after the 27th of September elections to the Catalan Parliament. The results of this grouping are:

Junts pel Sí = CDC + ERC + Junts pel Sí + Democràcia i Llibertat + PDeCAT

Catalunya sí que es pot = ICV-EUiA + Podemos + Barcelona en comú + Catalunya sí que es pot

4. With respect to questions 39 and 40 about vote intention to the Congreso de los Diputados the grouping has been the following:

En comú Podem = ICV-EUiA + Podemos + Cat. Sí que es pot + Barcelona en comú + En comú Podem

Convergència Democràtica de Catalunya = CDC + Democràcia i Llibertat + PDeCAT for vote recall

PDeCAT = CDC + Democràcia i Llibertat + PDeCAT for vote intention



2

## Main results

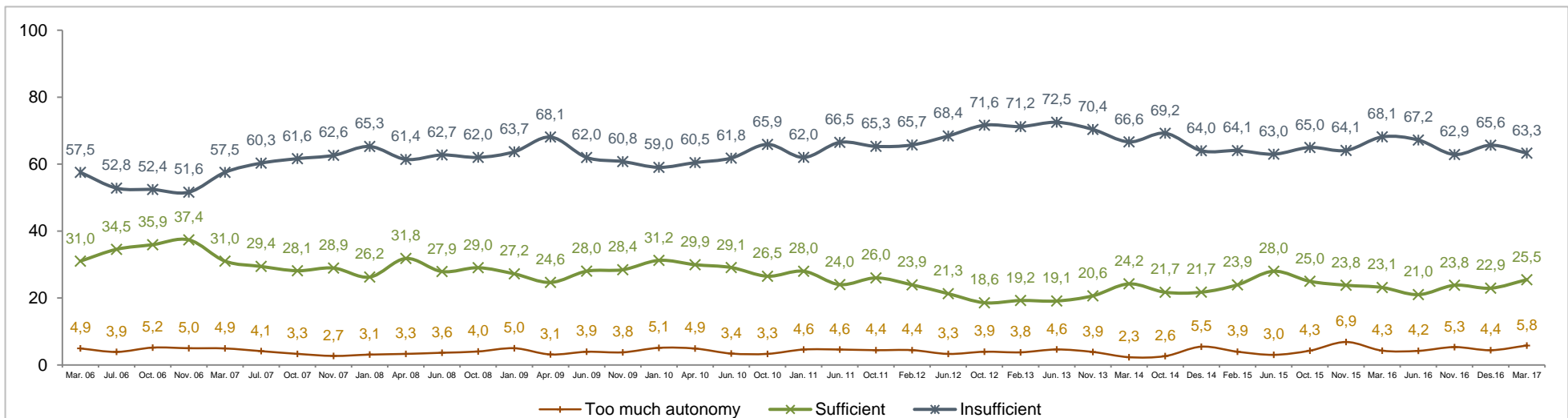
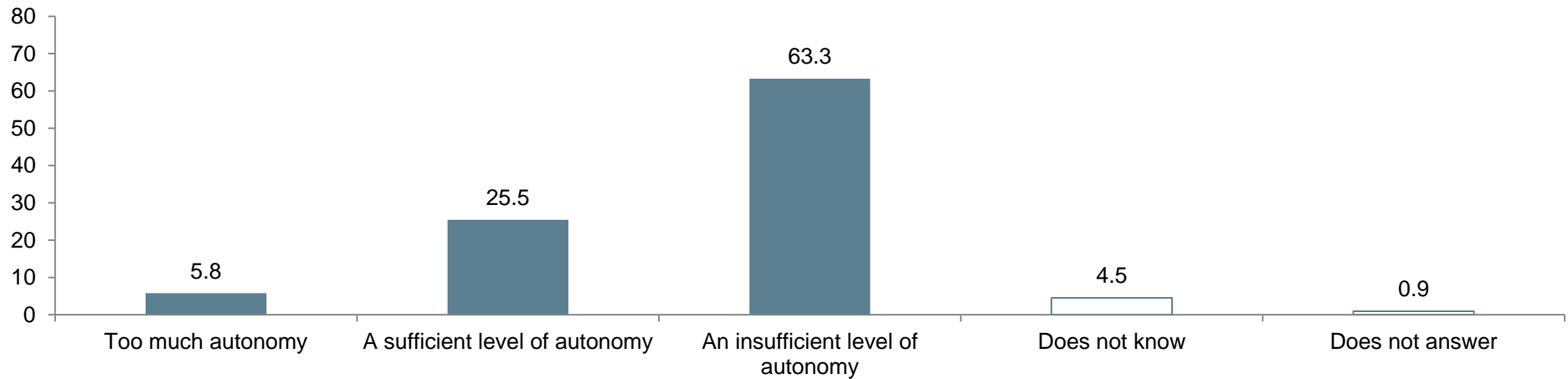
Press report, Political Opinion Barometer (BOP). 1<sup>st</sup> wave 2017

## Relations between Catalonia and Spain

### Question 29

Do you think that Catalonia has achieved...

(N=1,500; simple response; %)

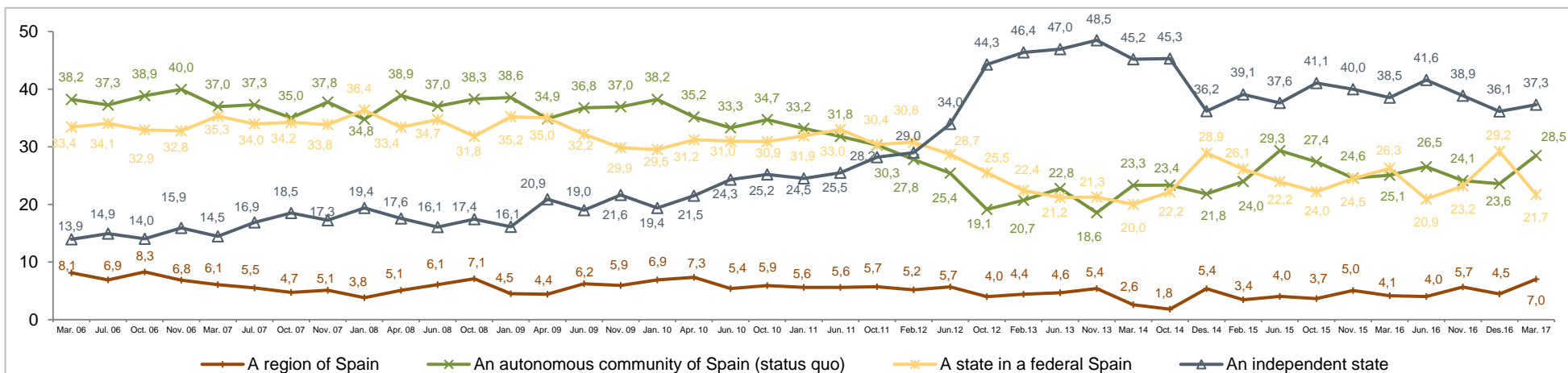
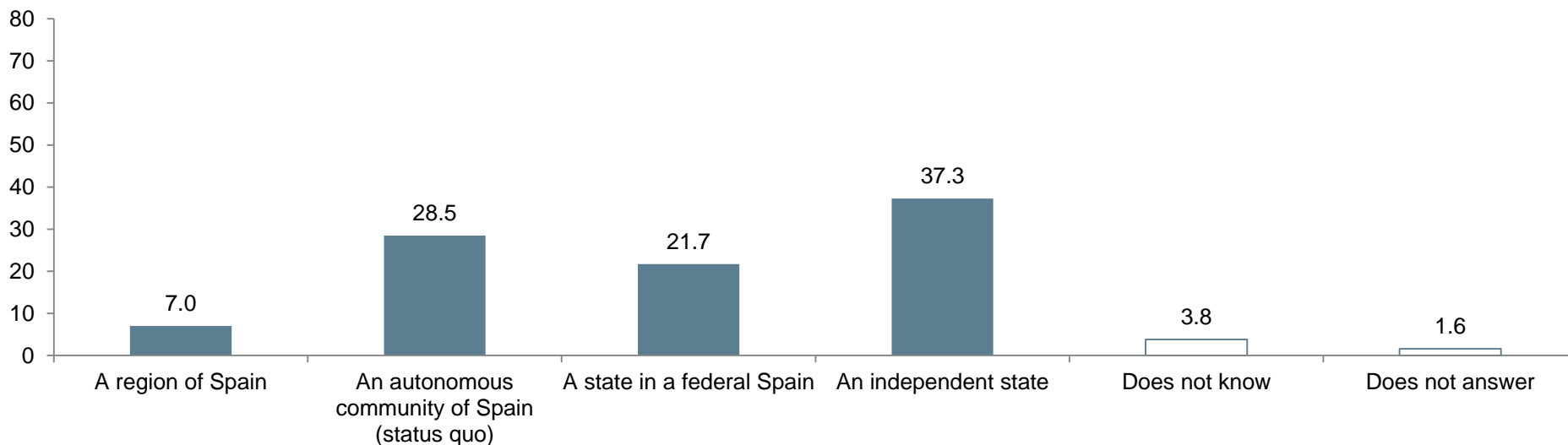




Question 30

Do you believe that Catalonia should be...

(N=1,500; simple response; %)



Question 30

Do you believe that Catalonia should be...

(N=1,500; simple response; %)

Catalonia-Spain relationship by vote intention to the Catalan Parliament



A region of Spain	<b>7.0</b>	0.2	18.4	10.7	5.1	19.3	0.0
An Autonomous Community of Spain	<b>28.5</b>	4.1	<b>60.2</b>	<b>52.1</b>	21.5	<b>64.9</b>	4.3
A State within a federal Spain	<b>21.7</b>	11.5	16.3	28.6	<b>47.2</b>	12.3	15.7
An independent State	<b>37.3</b>	<b>82.8</b>	3.1	6.4	18.2	0.0	<b>78.6</b>
Does not know	<b>3.8</b>	1.4	2.0	2.1	3.7	3.5	1.4
Does not answer	<b>1.8</b>	0.0	0.0	0.0	4.2	0.0	0.0

Base real

1500

418

98

140

214

57

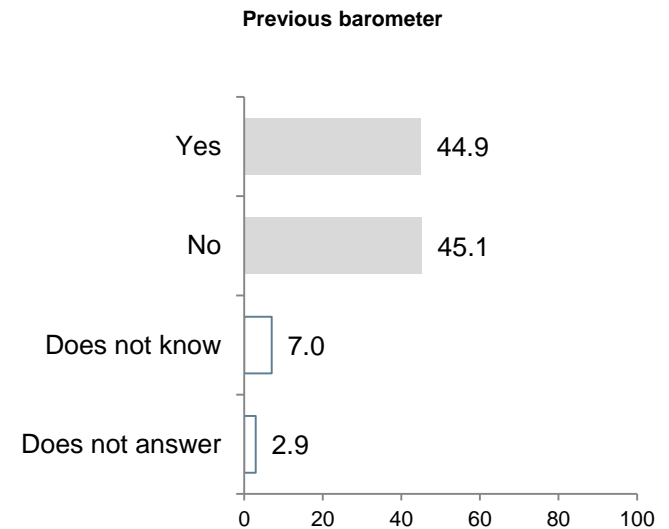
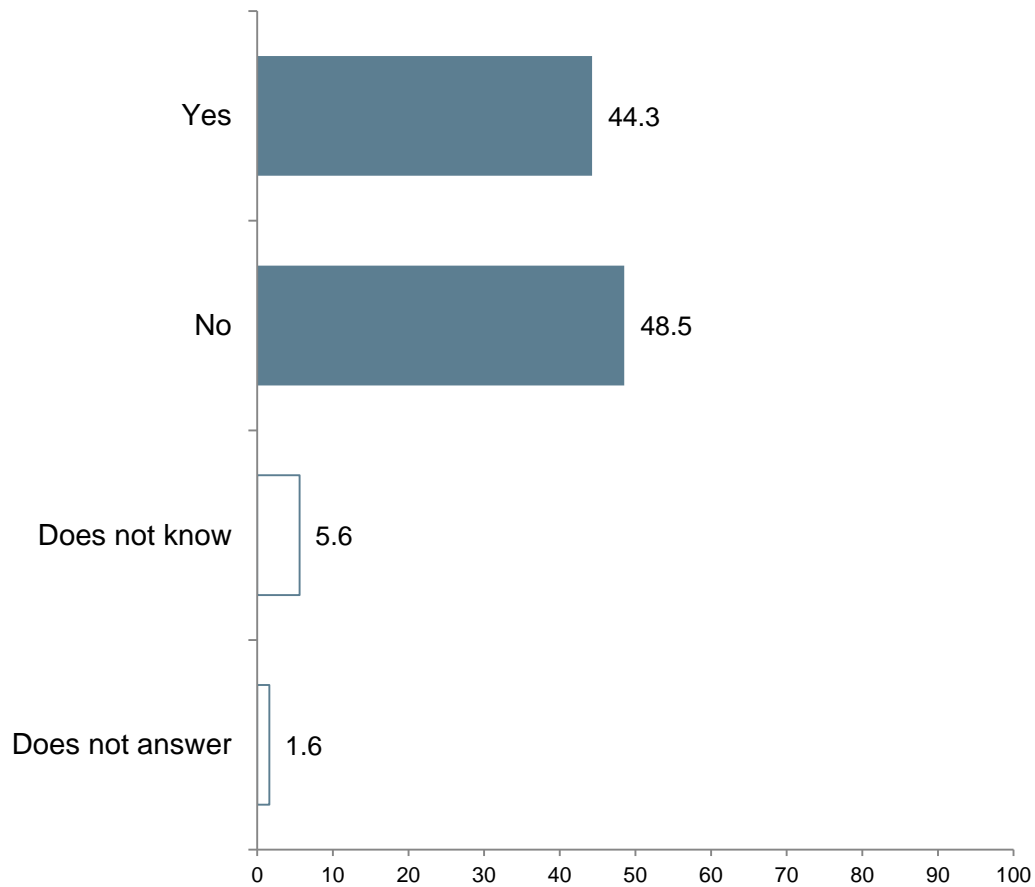
70

(\*) Non-significant results

Question 31

And more precisely, "Do you want Catalonia to become an independent State?"







(N=1,500; simple response; %)



Question 31

And more precisely, “Do you want Catalonia to become an independent State?”

(N=1,500; simple response; %)

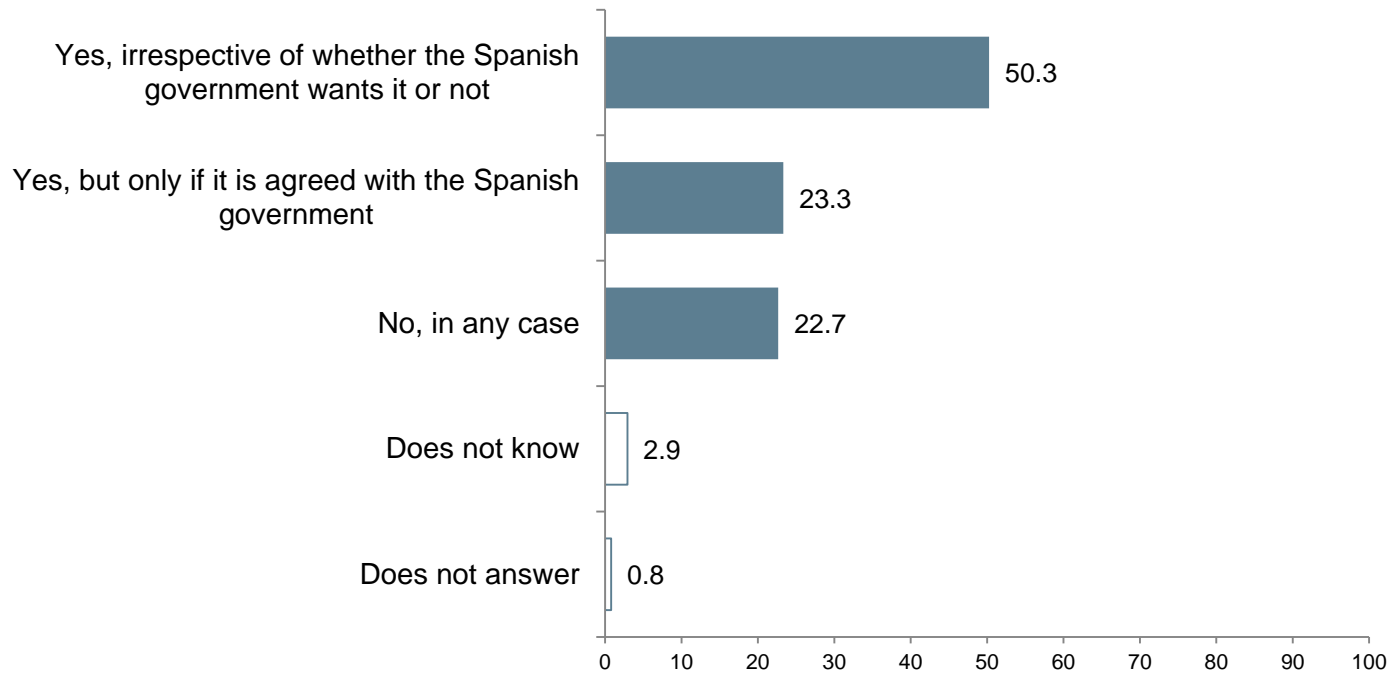
		Vote recall to the Catalan Parliament					
							
Yes	<b>44.3</b>	<b>90.9</b>	2.0	10.0	32.2	1.8	<b>87.1</b>
No	<b>48.5</b>	7.7	<b>96.9</b>	<b>86.4</b>	<b>51.9</b>	<b>96.5</b>	7.1
Does not know	<b>5.6</b>	1.4	1.0	2.1	12.1	1.8	5.7
Does not answer	<b>1.6</b>	0.0	0.0	1.4	3.7	0.0	0.0
Base real	1500	418	98	140	214	57	70

## Elections to the Catalan Parliament: vote recall

### Question 79

Are you in favor of celebrating a referendum about the independence of Catalonia?

(N=1,500; simple response; %;)









## Elections to the Catalan Parliament: vote recall

### Question 79

Are you in favor of celebrating a referendum about the independence of Catalonia?

(N=1,500; simple response; %;)

		Position on the referendum by vote intention to the Catalan Parliament					
							
Yes, irrespective of whether the Spanish government wants it or not	<b>50.3</b>	<b>90.2</b>	8.2	18.6	<b>47.7</b>	3.5	<b>91.4</b>
Yes, but only if it is agreed with the Spanish government	<b>23.3</b>	7.7	41.8	34.3	35.5	26.3	7.1
No, in any case	<b>22.7</b>	1.0	<b>46.9</b>	<b>46.4</b>	14.0	<b>68.4</b>	1.4
Does not know	<b>2.9</b>	1.0	3.1	0.7	1.9	1.8	0.0
Does not answer	<b>0.8</b>	0.2	0.0	0.0	0.9	0.0	0.0
Real base	1500	418	98	140	214	57	70

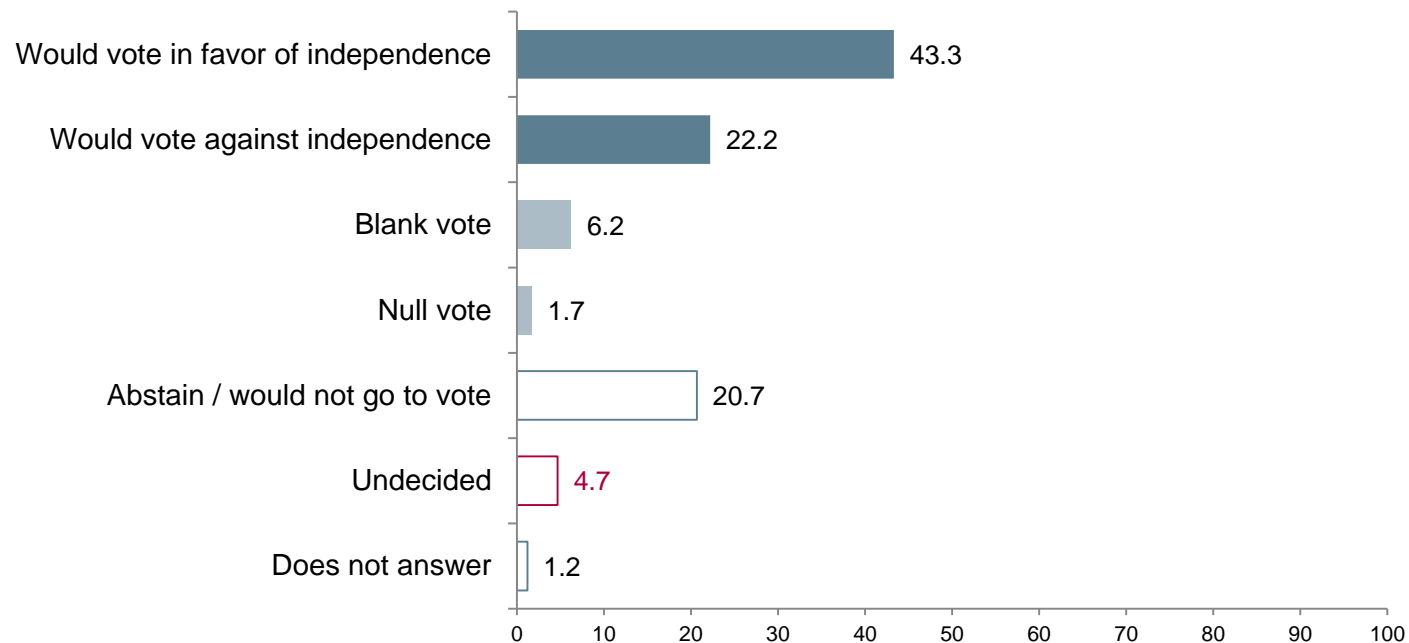
(\*) Non-significant results

## Elections to the Catalan Parliament: vote recall

### Question 80

And if tomorrow a referendum to decide the independence of Catalonia was to be held and organized by the Generalitat de Catalunya and without the agreement of the Spanish government, what would you do?

(N=1,500; simple response; %;)









## Elections to the Catalan Parliament: vote recall

### Question 80

**And if tomorrow a referendum to decide the independence of Catalonia was to be held and organized by the Generalitat de Catalunya and without the agreement of the Spanish government, what would you do?**

(N=1,500; simple response; %;)

		Position on the referendum by vote intention to the Catalan Parliament					
							
Would vote in favor of independence	<b>43.3</b>	<b>90.2</b>	4.1	10.0	<b>34.1</b>	0.0	<b>91.4</b>
Would vote against independence	<b>22.2</b>	2.6	<b>51.0</b>	<b>41.4</b>	27.6	<b>61.4</b>	1.4
Other responses	<b>6.2</b>	2.4	2.0	7.9	10.3	7.0	1.4
Blank vote	<b>1.7</b>	0.7	0.0	1.4	1.4	0.0	1.4
Null vote	<b>20.7</b>	2.6	40.8	33.6	18.2	29.8	2.9
Abstain / would not go to vote	<b>4.7</b>	1.2	2.0	3.6	8.4	1.8	1.4
Undecided	<b>1.2</b>	0.2	0.0	2.1	0.0	0.0	0.0
Does not answer	1500	418	98	140	214	57	70

(\*) Resultats no significatius

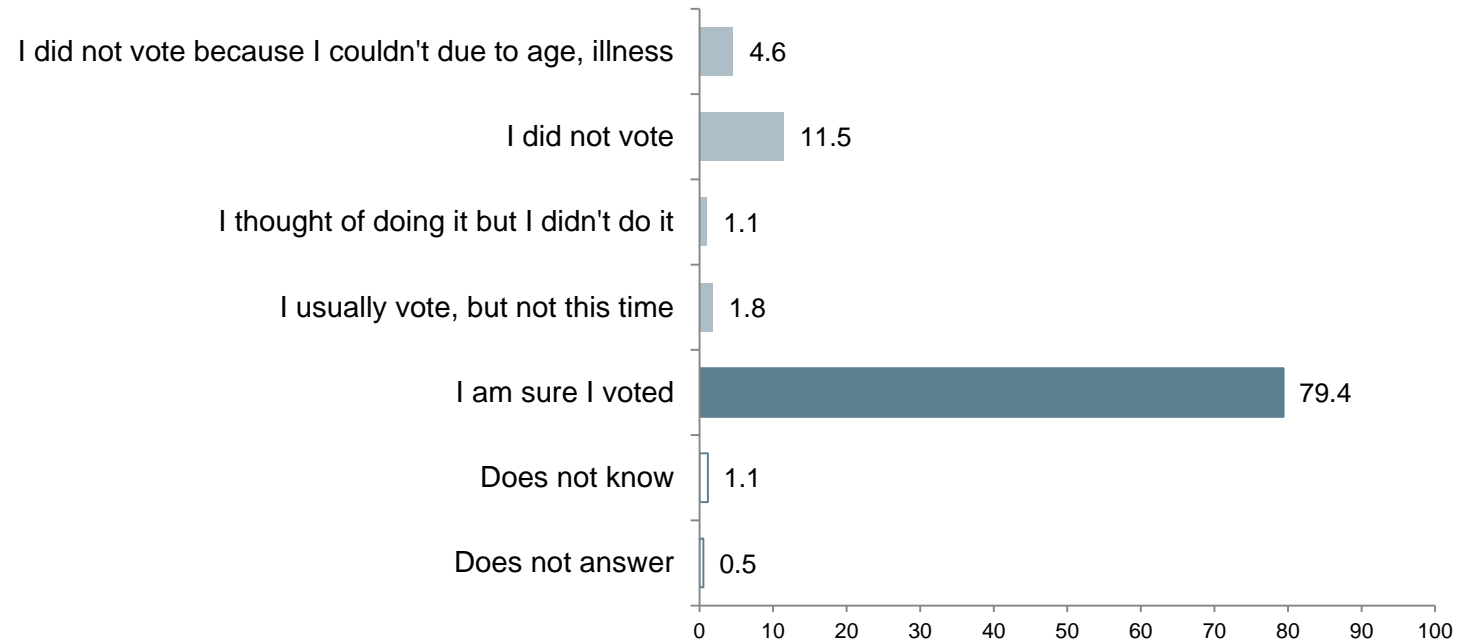


## Elections to the Catalan Parliament: vote recall

### Question 38a

Which of the following sentences better describes your situation in the past elections of September the 27<sup>th</sup> to the Catalan Parliament?

(N=1,500; simple response; %;)

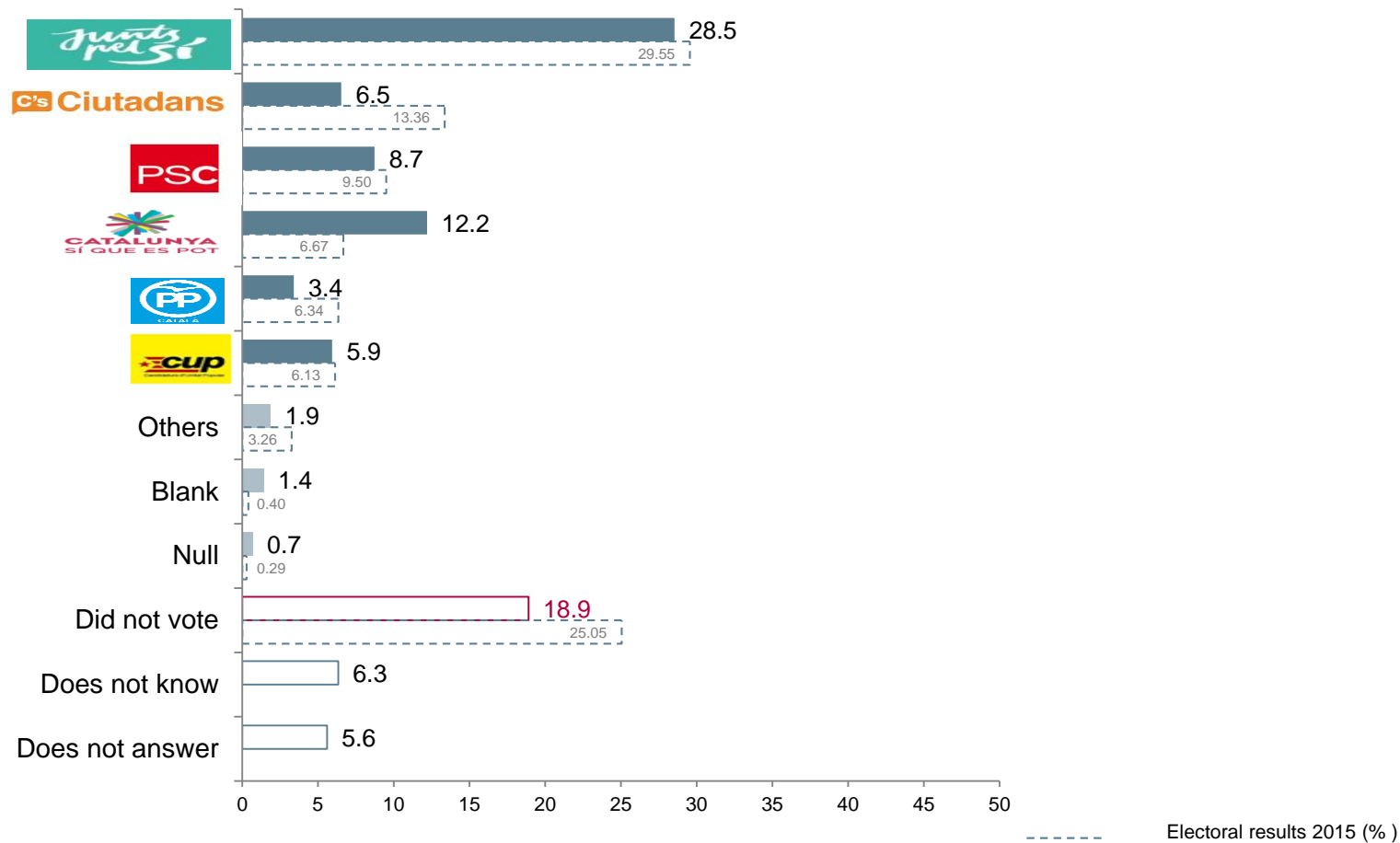


## Elections to the Catalan Parliament: vote recall

### Question 38b

Could you tell me what party or coalition did you vote for in the past elections of September the 27<sup>th</sup> to the Catalan Parliament?

(N=1,500; simple response; %;)

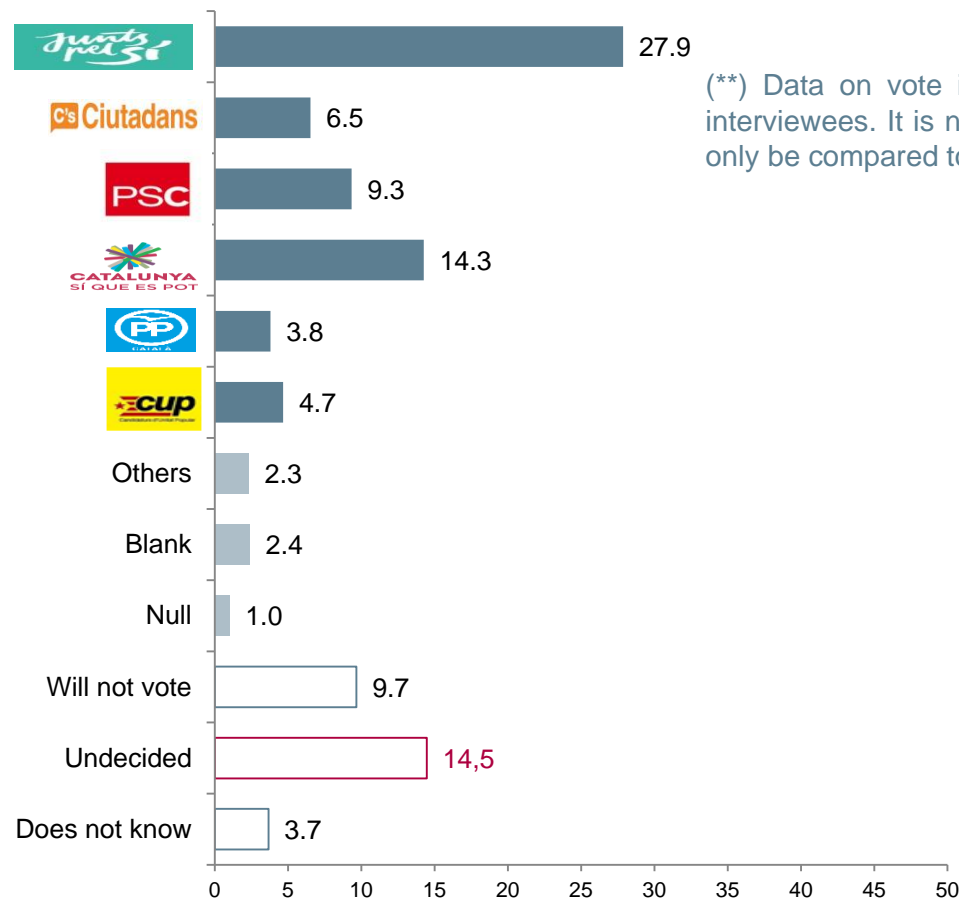


## Elections to the Catalan Parliament: vote intention

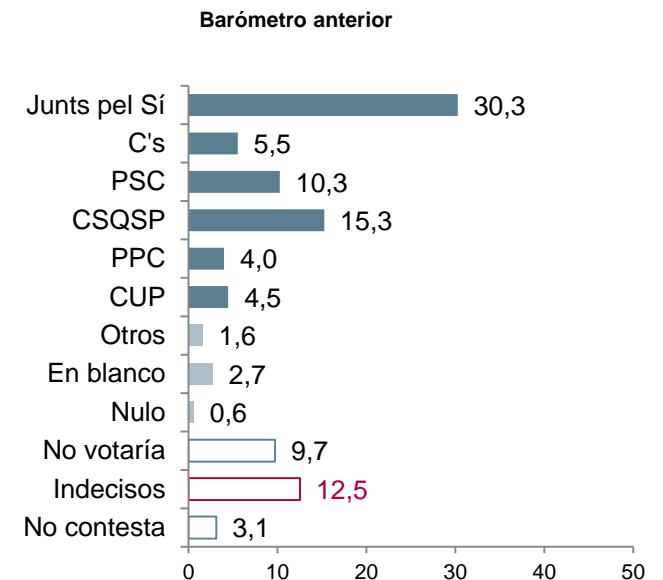
### Question 37

If elections to the Catalan Parliament were to be held tomorrow, what party or coalition would you vote for?

(N=1,500; simple response; %;)



(\*\*) Data on vote intention are the spontaneous opinion expressed by the interviewees. It is not an estimate of electoral outcomes and, therefore, it can only be compared to analogous data from previous surveys.

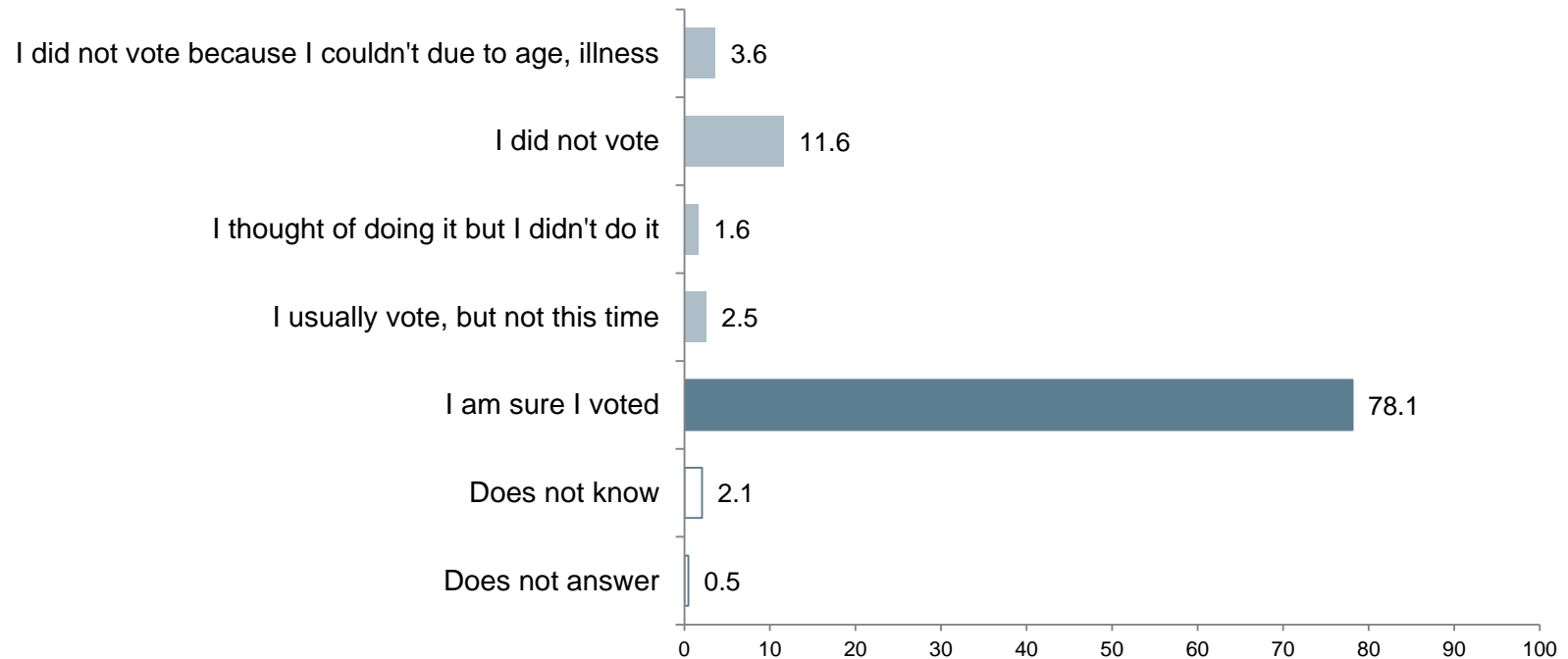


## Elections to the Congreso de los Diputados: vote recall

### Question 40a

Which of the following sentences better describes your situation in the last elections to the Congreso de los Diputados held in June the 26<sup>th</sup> ?

(N=1,500; simple response; %;)

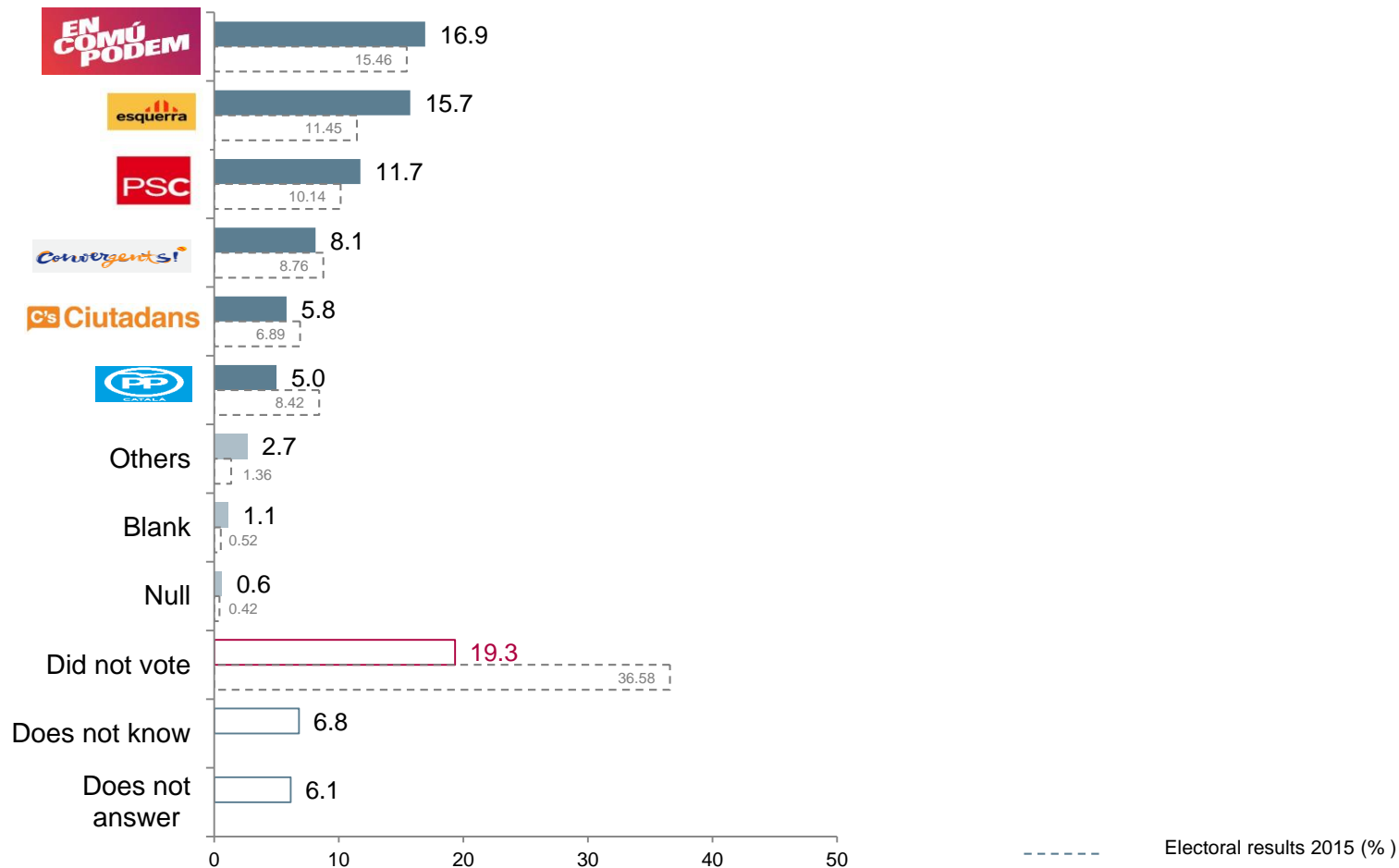


## Elections to the Congreso de los Diputados: vote recall

### Question 40

Could you tell me what party or coalition did you vote for in the last elections to the Congreso de los Diputados held in June the 26<sup>th</sup> ?

(N=1,500; simple response; %;)

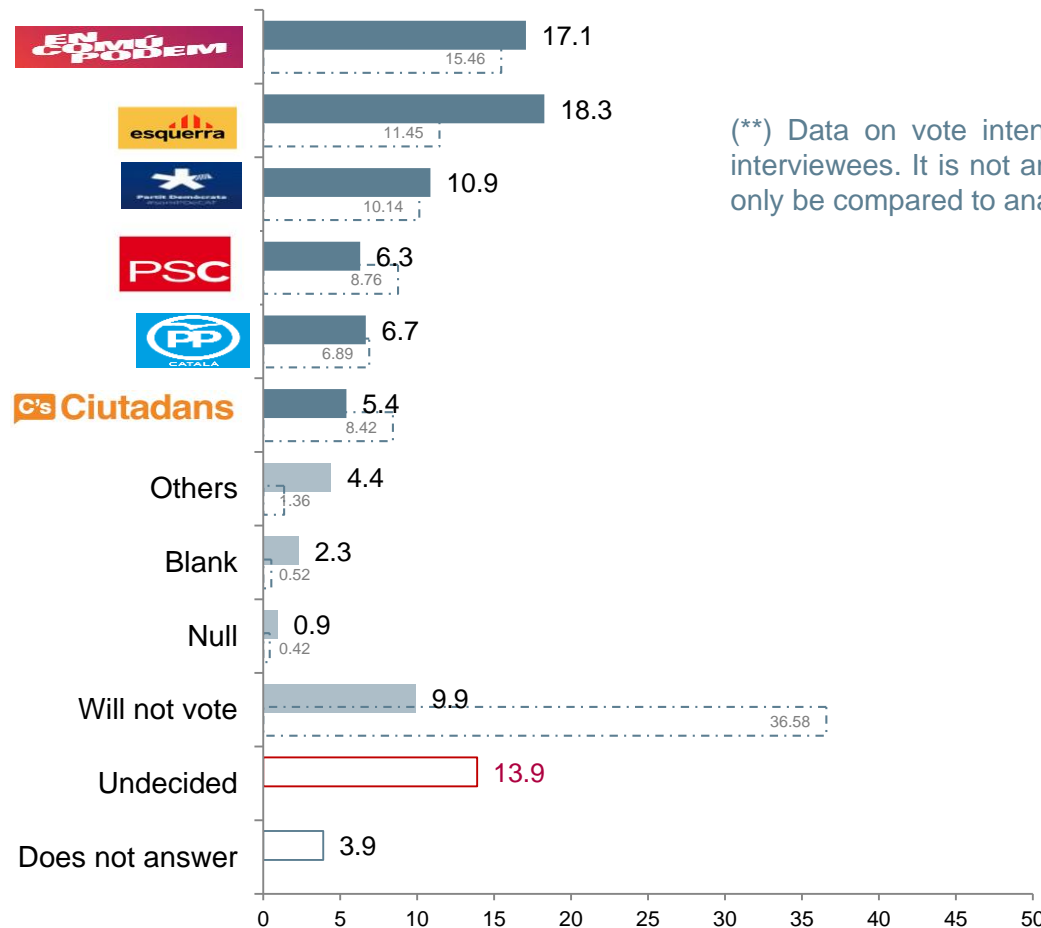


## Elections to the Congreso de los Diputados: vote intention

### Question 39













If elections to the Congreso de los Diputados were to be held tomorrow, what party or coalition would you vote for?

(N=1,500; simple response; %;)



(\*\*) Data on vote intention are the spontaneous opinion expressed by the interviewees. It is not an estimate of electoral outcomes and, therefore, it can only be compared to analogous data from previous surveys.

## Cross-tabulation of vote recall and vote intention to the elections of the Parliament of Catalonia.

		Vote recall to the Catalan Parliament 2015									
								Rest (*)	Did not vote	Dk/Na	Total
Vote intention to the Catalan Parliament		<b>80.3</b>	0.0	3.1	3.8	3.9	17.0	6.8	9.2	9.5	<b>27.9</b>
		0.9	<b>63.3</b>	0.0	1.6	5.9	0.0	1.7	6.7	3.4	<b>6.5</b>
		0.5	7.1	<b>72.5</b>	2.2	3.9	0.0	0.0	8.8	2.8	<b>9.3</b>
		3.0	3.1	4.6	<b>76.0</b>	0.0	8.0	8.5	9.5	7.8	<b>14.3</b>
		0.0	1.0	0.0	0.0	<b>72.5</b>	0.0	0.0	6.7	0.0	<b>3.8</b>
		1.9	0.0	0.0	0.5	0.0	<b>67.0</b>	0.0	0.4	0.6	<b>4.7</b>
	Rest (*)	1.9	4.1	1.5	3.8	0.0	0.0	<b>61.0</b>	7.0	5.0	<b>5.7</b>
	Will not vote	1.4	7.1	4.6	3.8	7.8	1.1	10.2	<b>32.7</b>	8.4	<b>9.7</b>
Dk/Na	10.1	14.3	13.7	8.2	5.9	6.8	11.9	19.0	<b>62.6</b>	<b>18.1</b>	
<b>Total</b>	100.0	100.0	100.0	100.0	100.0	100.0	100.0	100.0	100.0	100.0	
Real base	427	98	131	183	51	88	59	284	179	1500	
(*) Others+null+blank											





Elections to the Catalan Parliament					
BOP-1 <sup>st</sup> wave 2017					
	Direct vote intention	Vote estimate	Sits estimate	Results 2015	
	(in %)	(in % over valid vote)		%VV	sits
Junts pel Sí	27.9	<b>37.0</b>	58-60	39.59	62
C's	6.5	<b>16.1</b>	20-21	17.90	25
PSC	9.3	<b>12.3</b>	15-16	12.72	16
CSQP	14.3	<b>15.3</b>	18-19	8.94	11
PP	3.8	<b>10.0</b>	13	8.49	11
CUP	4.7	<b>5.9</b>	8	8.21	10
Others	2.3	<b>3.0</b>	---	3.63	---
Blank vote	2.4	<b>0.4</b>	---	0.53	---
Null vote	1.0	Part. 70%			
Abstention ("will not vote"+"cannot vote")	9.7				
Undecided	14.5				
Does not answer	3.7				

<b>Elections to the Congreso de los Diputados</b>					
<b>BOP-1<sup>st</sup> wave 2017</b>					
	Direct vote intention	Vote estimate	Sits estimate	Results 2016	
	(in %)	(in % over valid vote)		%VV	sits
En Comú Podem	17.1	<b>23.8</b>	11-12	24.53	12
ERC	18.3	<b>22.4</b>	12-14	18.18	9
PDeCAT	6.3	<b>11.4</b>	5-6	13.90	8
PSC	10.9	<b>15.0</b>	7	16.10	7
PP	5.4	<b>12.2</b>	5	13.36	6
Cs	6.7	<b>12.1</b>	4-5	10.94	5
Others	4.4	<b>2.5</b>	---	2.16	---
Blank vote	2.3	<b>0.6</b>	---	0.83	---
Null vote	0.9	Part. 65%			
Abstention ("will not vote"+"cannot vote")	9.9				
Undecided	13.9				
Does not answer	3.9				