



## Political Opinion Barometer

**34** 1st wave 2015



Centre  
d'Estudis  
d'Opinió



Generalitat  
de Catalunya

## **Contents**

1. **Technical specifications**
2. **Main results**



# Technical specifications

Press report, Public Opinion Barometer (BOP). 1<sup>st</sup> wave 2015

## Summary

Level of confidence:	95%
Variance	p=q=50%
Sample size:	2,000 individuals
Sampling error:	± 2.69%

**Scope:** Catalonia

**Univers:** Spanish citizens of 18 years of age and more who live in Catalonia

### Method of data collection:

Computer Assisted Personal Interview (CAPI)

### Sampling procedure:

Stratification by province and town size, with selection of last sample units (individuals) using sex, age and place of birth crossed quotas.

Town size is divided into 6 categories:

- less or equal to 2,000 inhabitants
- from 2,001 and 10,000 inhabitants
- from 10,001 and 50,000 inhabitants
- from 50,001 and 150,000 inhabitants
- from 150,001 and 1,000,000 inhabitants
- more than 1 million inhabitants

To calculate the quotas we use the official statistics from the *Padró continu de població* from the year 2013. The age quotas correspond to the following intervals:

- 18 to 24 years of age
- 25 to 34 years of age
- 35 to 49 years of age
- 50 to 64 years of age
- 65 and more years of age

### Sample size:

**2,000 interviews** with the following territorial distribution:

• Barcelona	800
• Girona	400
• Lleida	400
• Tarragona	400

### Allocation:

**Not proportional.** To obtain representative figures for the whole Catalan population, the results have been weighted by the following territorial weights:

• Barcelona	1.8650318387
• Girona	0.4675226517
• Lleida	0.2841606232
• Tarragona	0.5182530476

### Sampling error:

The overall margin of error of the survey is **± 2.69%**, for a confidence level of 95% (1.96 sigma) and under the assumption of maximum indetermination (p=q=50%). In each province the margins of error are:

• Barcelona	± 3.46%
• Girona	± 4.90%
• Lleida	± 4.90%
• Tarragona	± 4.90%

### Fieldwork:

The fieldwork has been performed by Opinòmetre, from the 9<sup>th</sup> of February to the 2<sup>nd</sup> of March 2015.

### **Methodological note:**

Since 2014, the Public Opinion Barometer has changed its method of data collection and now uses face-to-face interview (CAPI) with a new periodicity of three times a year. It has also included a number of changes in the questionnaire (omission of some old questions and addition of new ones, changes in scales and question order). Therefore, when comparing past waves with new ones, these aspects should be taken into consideration.

Some trend figures presented in this abstract refer to a telephone survey (CATI) performed in December 2014, the Survey about the Catalan political situation, 2014.



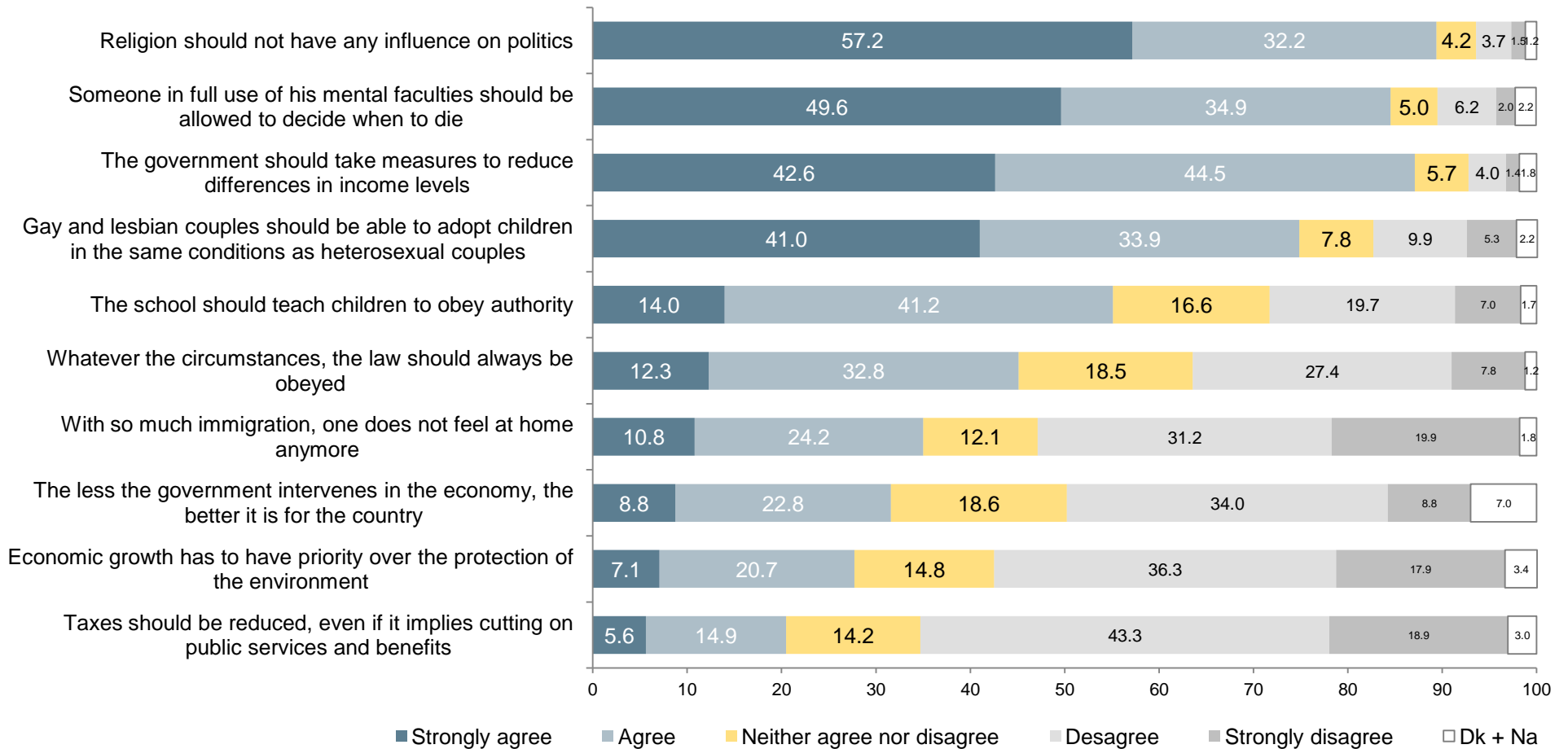
## Main results

Press report, Political Opinion Barometer (BOP). 1<sup>st</sup> wave 2015

**Question 56**

**Tell me, please, to what extent you agree or disagree with each of the following statements:**

(N=2,000; simple response; %)



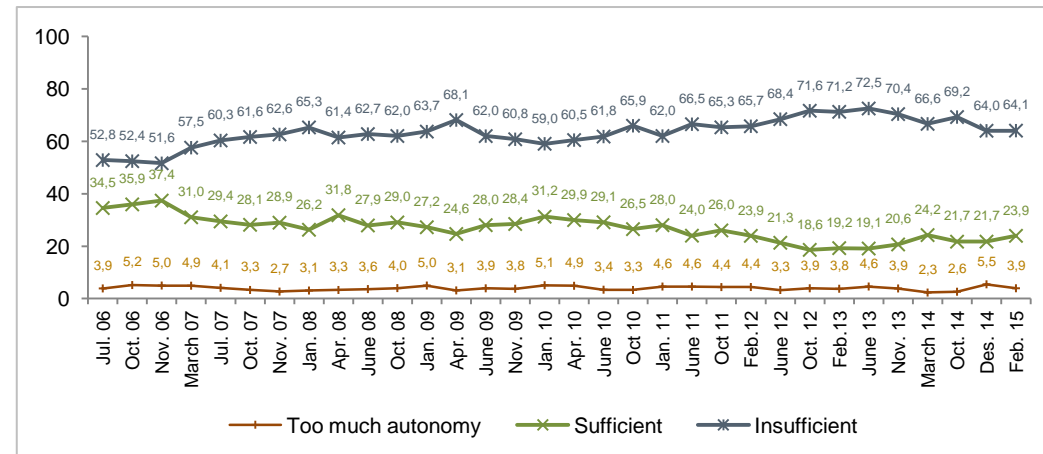
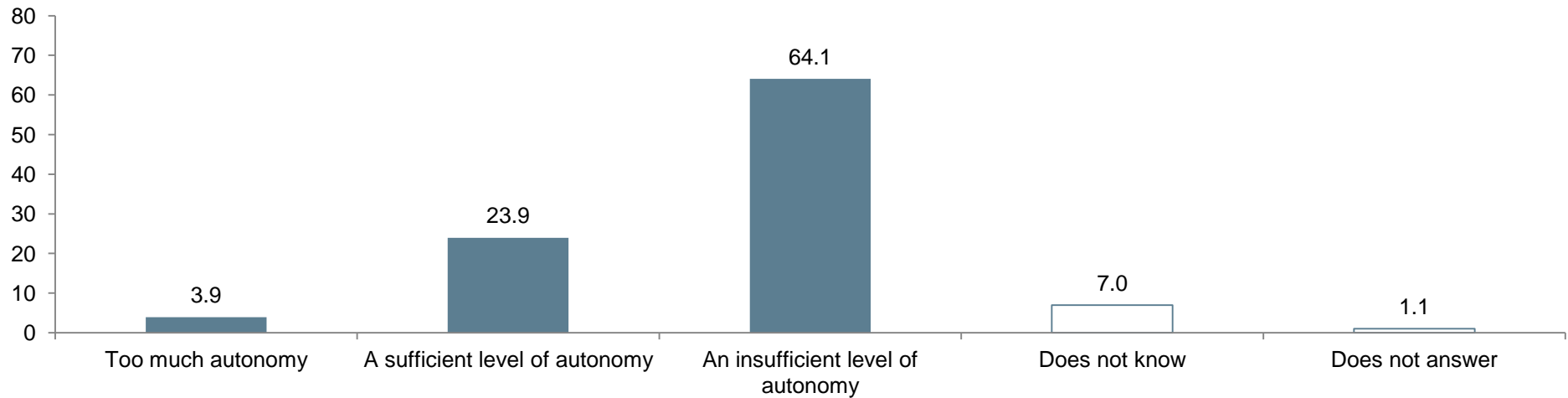


## Relations between Catalonia and Spain

### Question 29

Do you think that Catalonia has achieved...

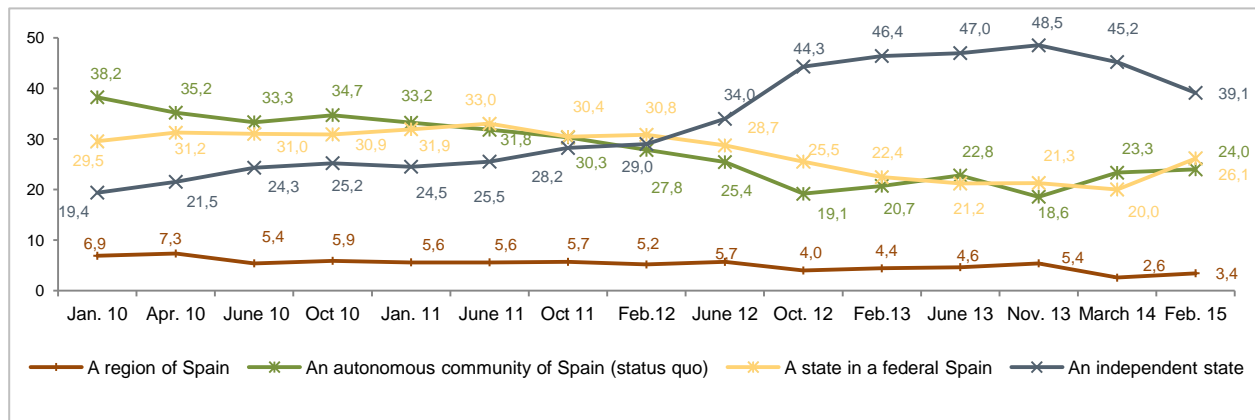
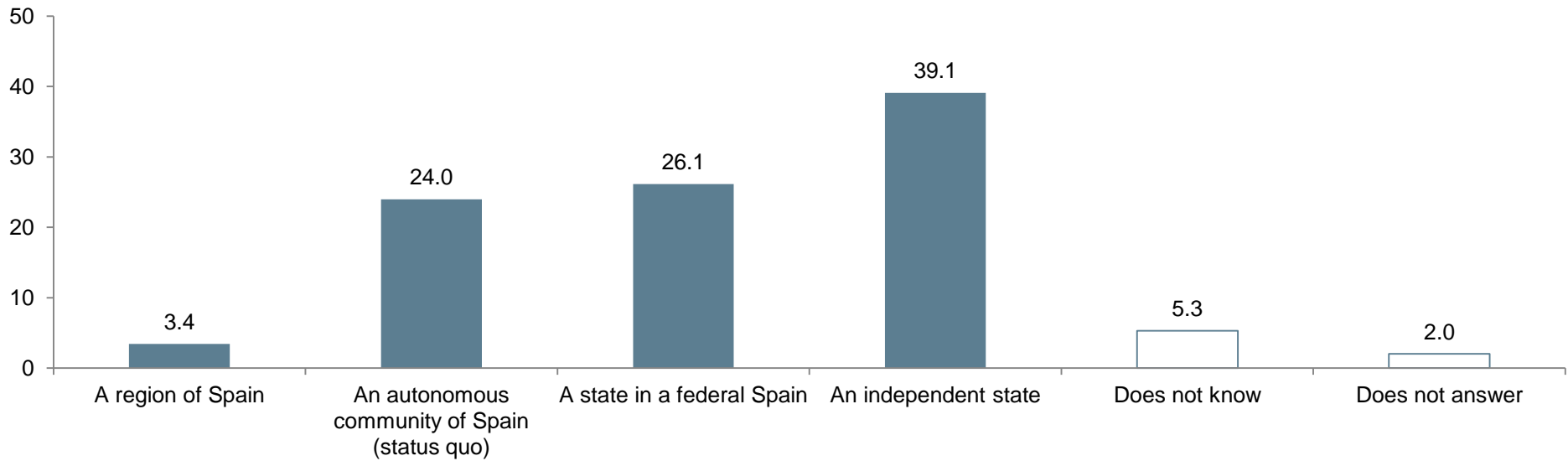
(N=2,000; simple response; %)



**Question 30**

**Do you believe that Catalonia should be...**

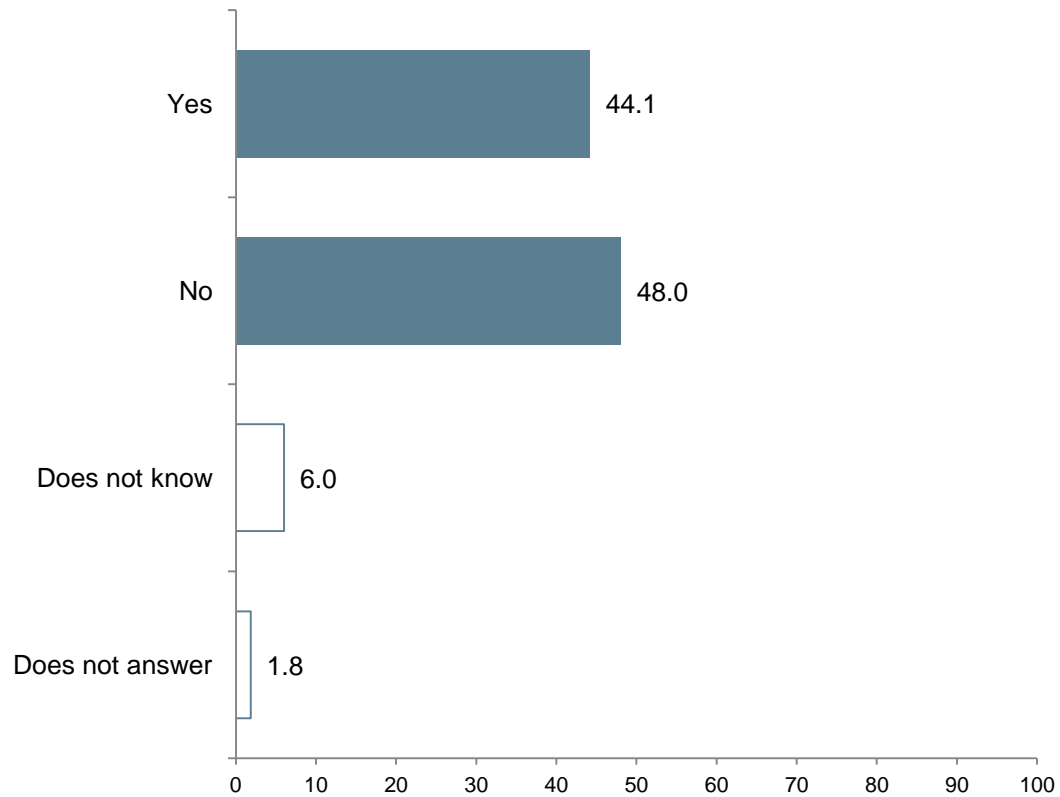
(N=2,000; simple response; %)



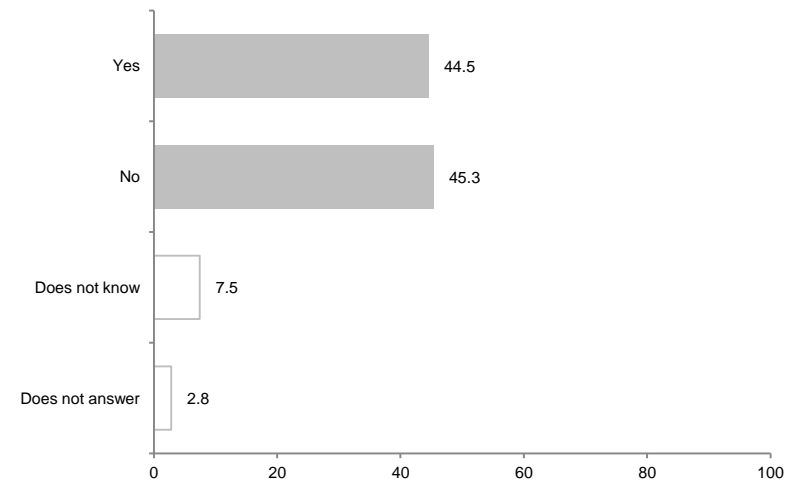
**Question 31**

**And more precisely, "Do you want Catalonia to become a State?"**

(N=2,000; simple response; %)



**Survey about the Catalan political situation. 2014**



Question 31

And more precisely, “Do you want Catalonia to become a State?”

(N=2,000; simple response; %)

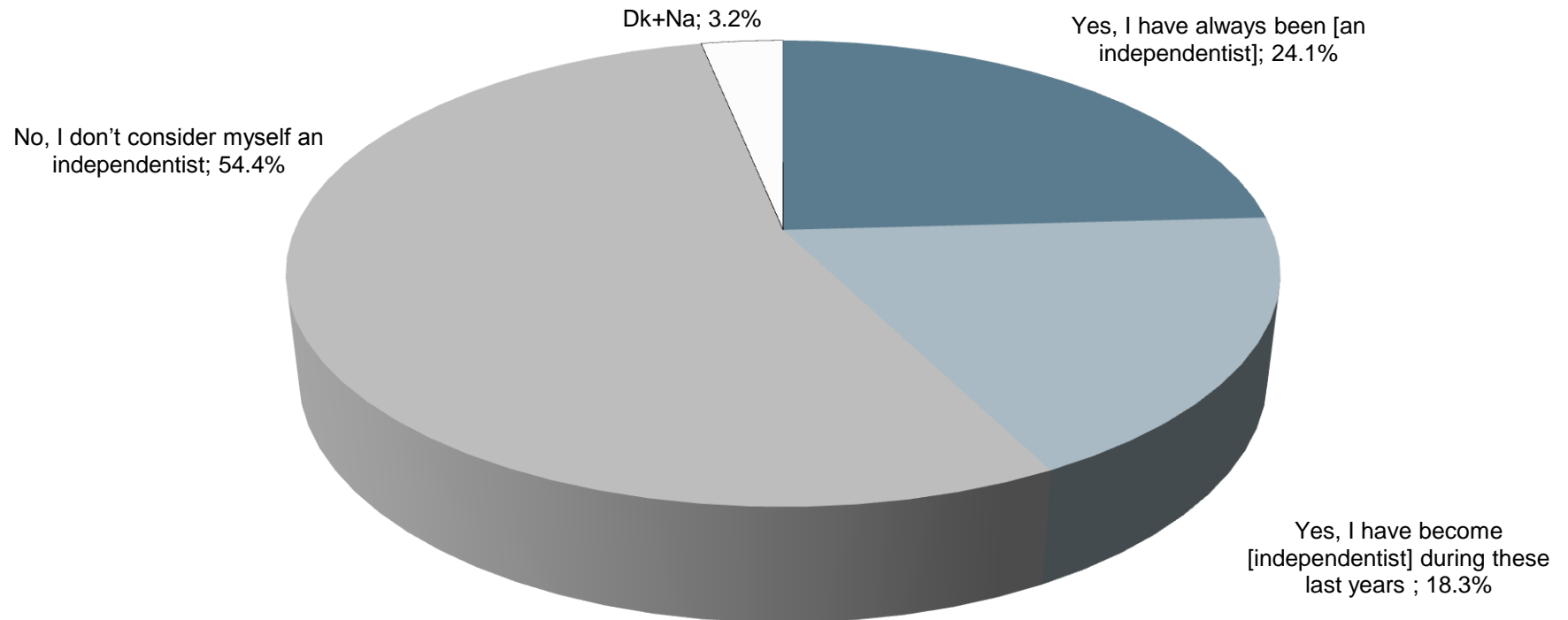
		Vote intention to the Catalan Parliament								
Yes	<b>44.1</b>	11.9	<b>78.7</b>	<b>91.9</b>	6,0	24.3	0.3	<b>89.7</b>	15.2	
No	<b>48,0</b>	<b>88.1</b>	17.2	6.1	<b>86.2</b>	<b>62.3</b>	<b>94.8</b>	6.1	<b>79.2</b>	
Dk/Na	<b>7.8</b>	0,0	4.1	2.1	7.8	13.3	4.9	4.2	5.6	
Real base	2000	47	304	367	121	60	124	159	209	
Weighted base	2000	45	265	346	136	77	153	145	233	

(\*) Non-significant results

Question 45

Do you consider yourself an independentist?

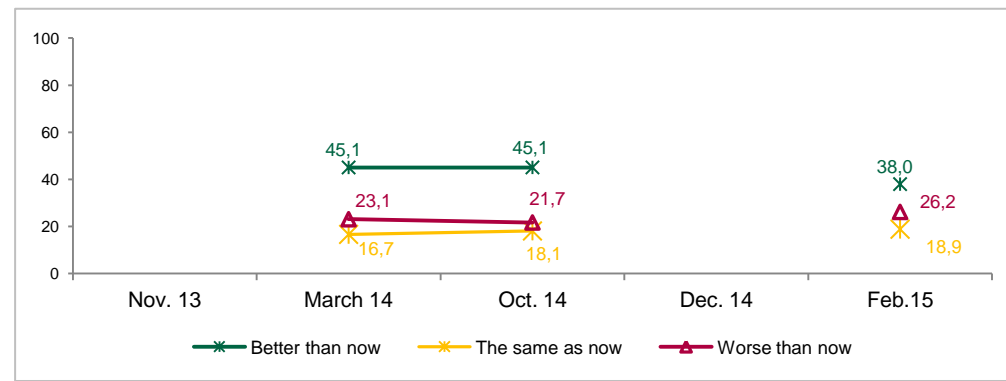
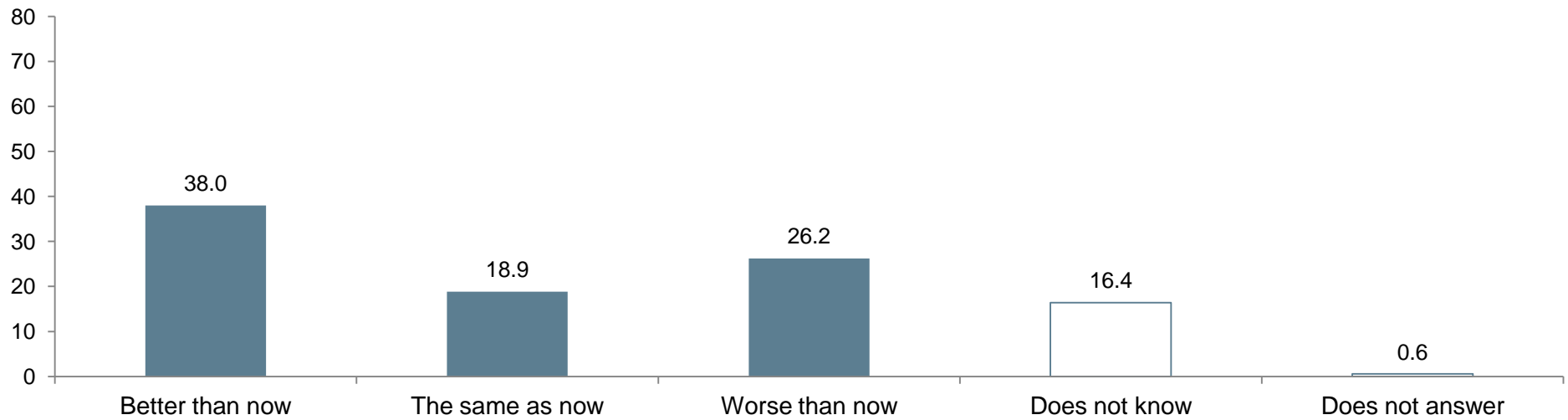
(N=2,000; simple response; %)



**Question 32**

**If Catalonia was an independent state, how would the living standards of the Catalan people be, according to you?**

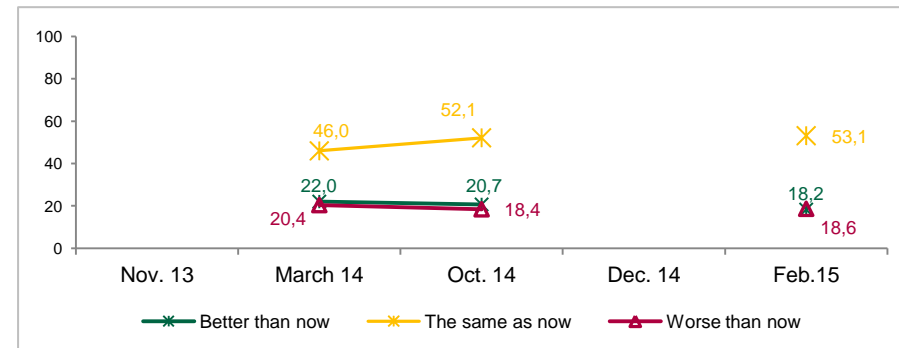
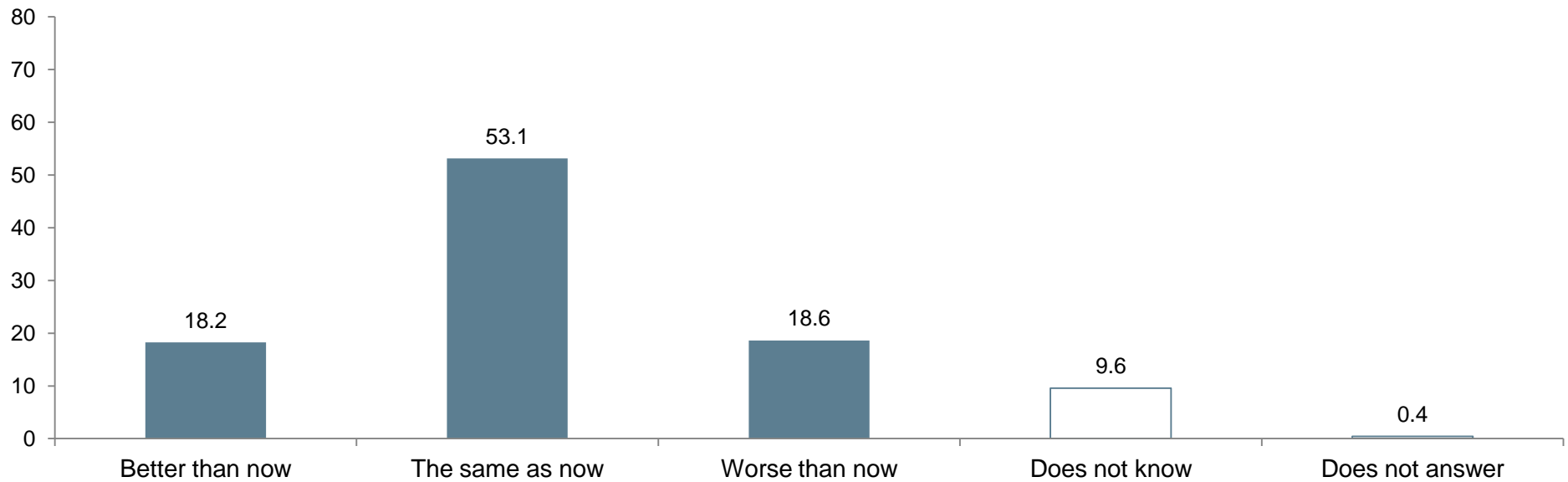
(N=2,000; simple response; %)



**Question 33**

**If Catalonia was an independent state, how would the coexistence [social harmony] among the Catalan people be, according to you?**

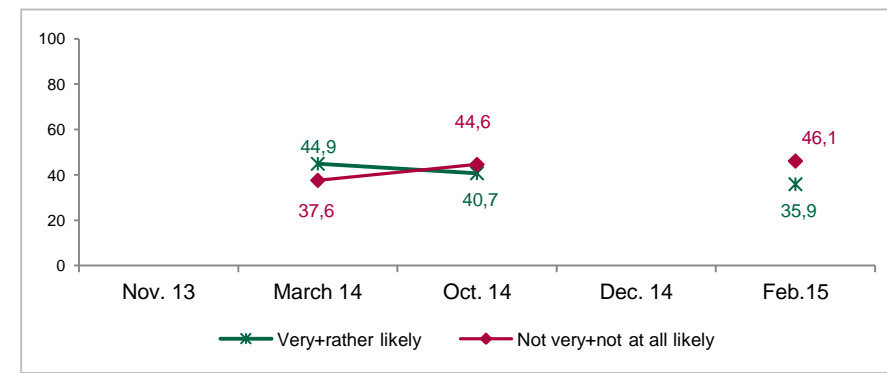
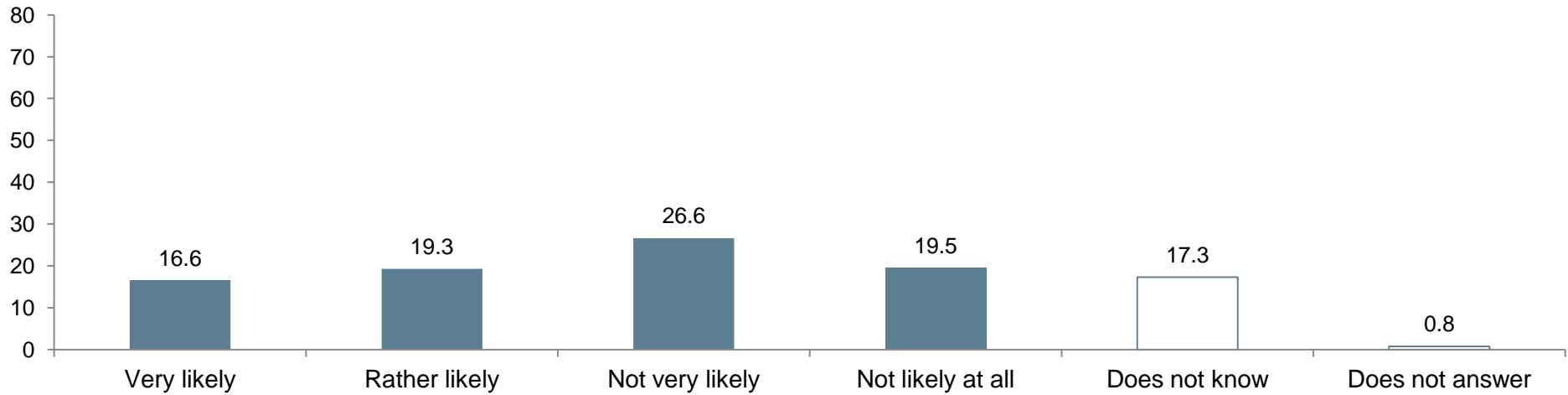
(N=2,000; simple response; %)



**Question 34**

**If Catalonia was an independent state, how likely would it be that it would stay automatically out of the European Union, according to you?**

(N=2,000; simple response; %)

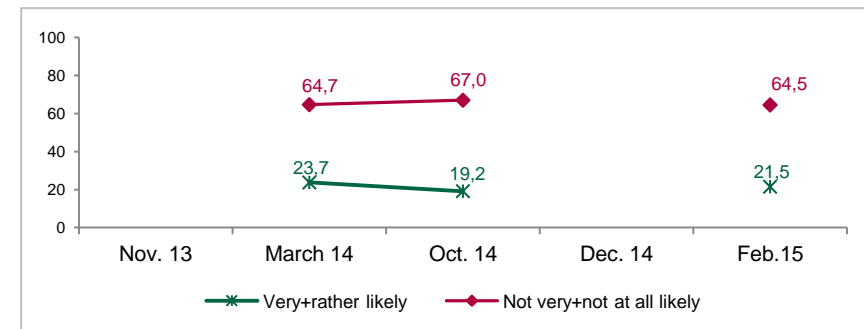
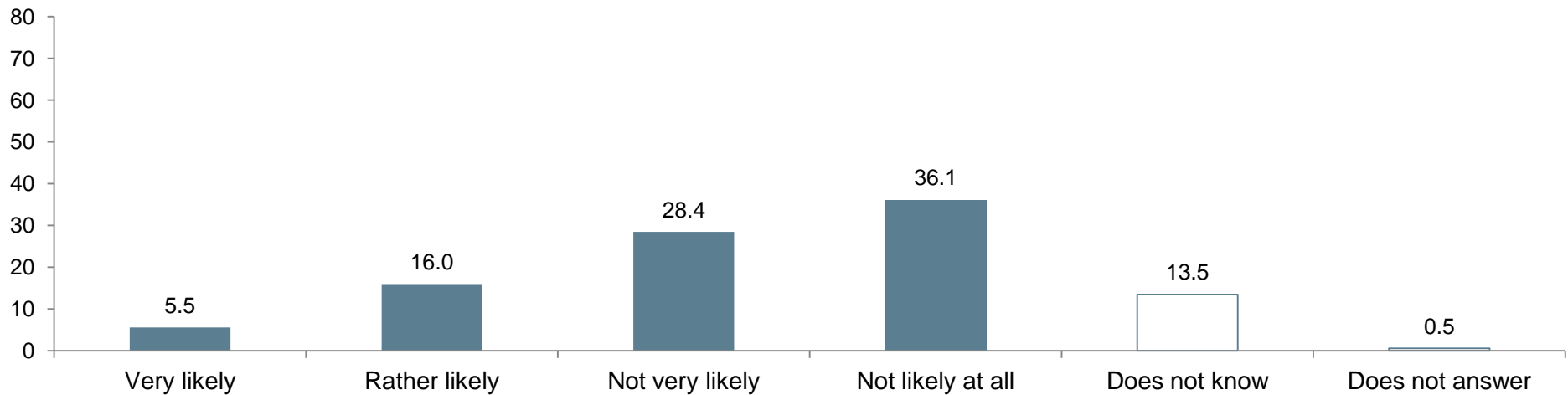




**Question 35**

**To what extent do you think it is likely that the Spanish government will finally offer an agreement that would be acceptable for a majority of the Catalan Parliament?**

(N=2,000; simple response; %)

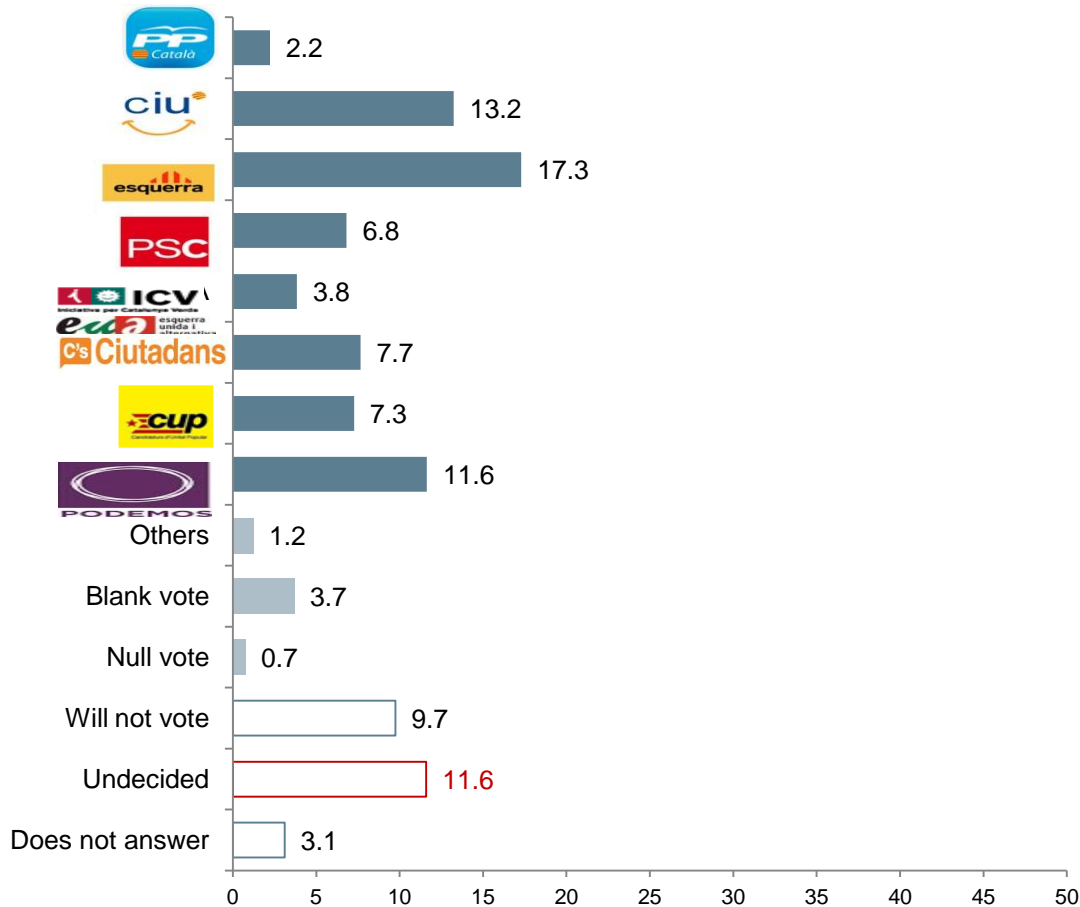


## Elections to the Catalan Parliament: vote intention

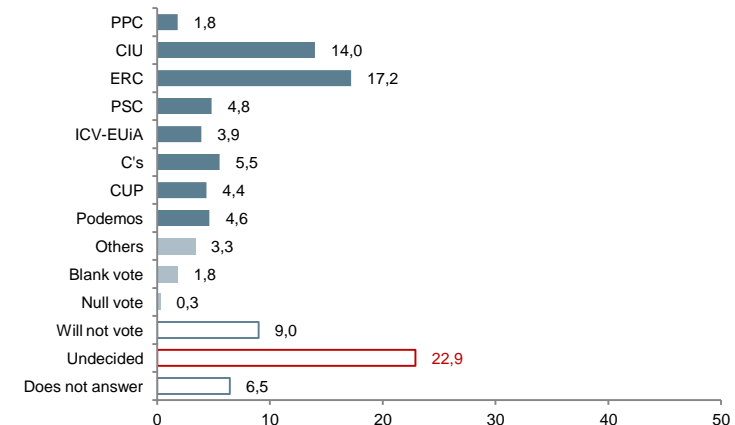
### Question 37

If elections to the Catalan Parliament were to be held tomorrow, what party or coalition would you vote for?

(N=2,000; simple response; %;)



### Survey about the Catalan political situation. 2014

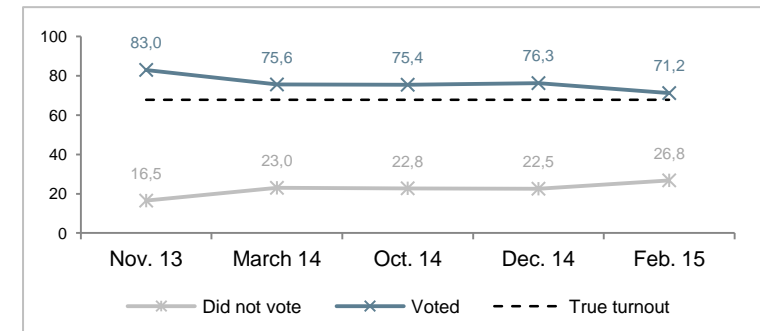
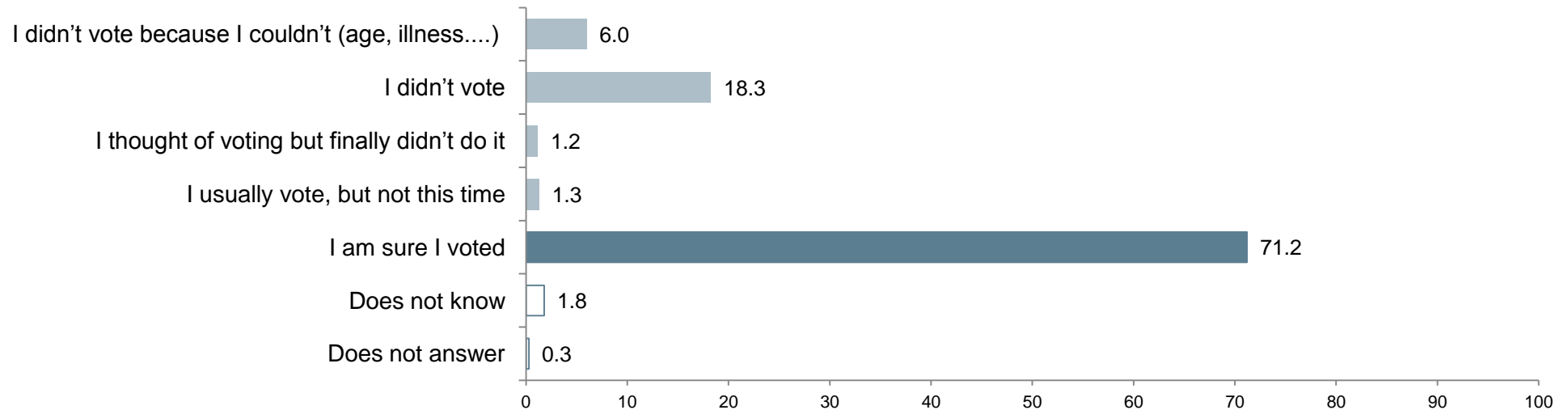


## Elections to the Catalan Parliament: vote recall

### Question 38a

In particular, which one of the following sentences best describes your situation in the past elections to the Parliament of Catalonia held on November 2012?

(N=2,000; simple response; %)

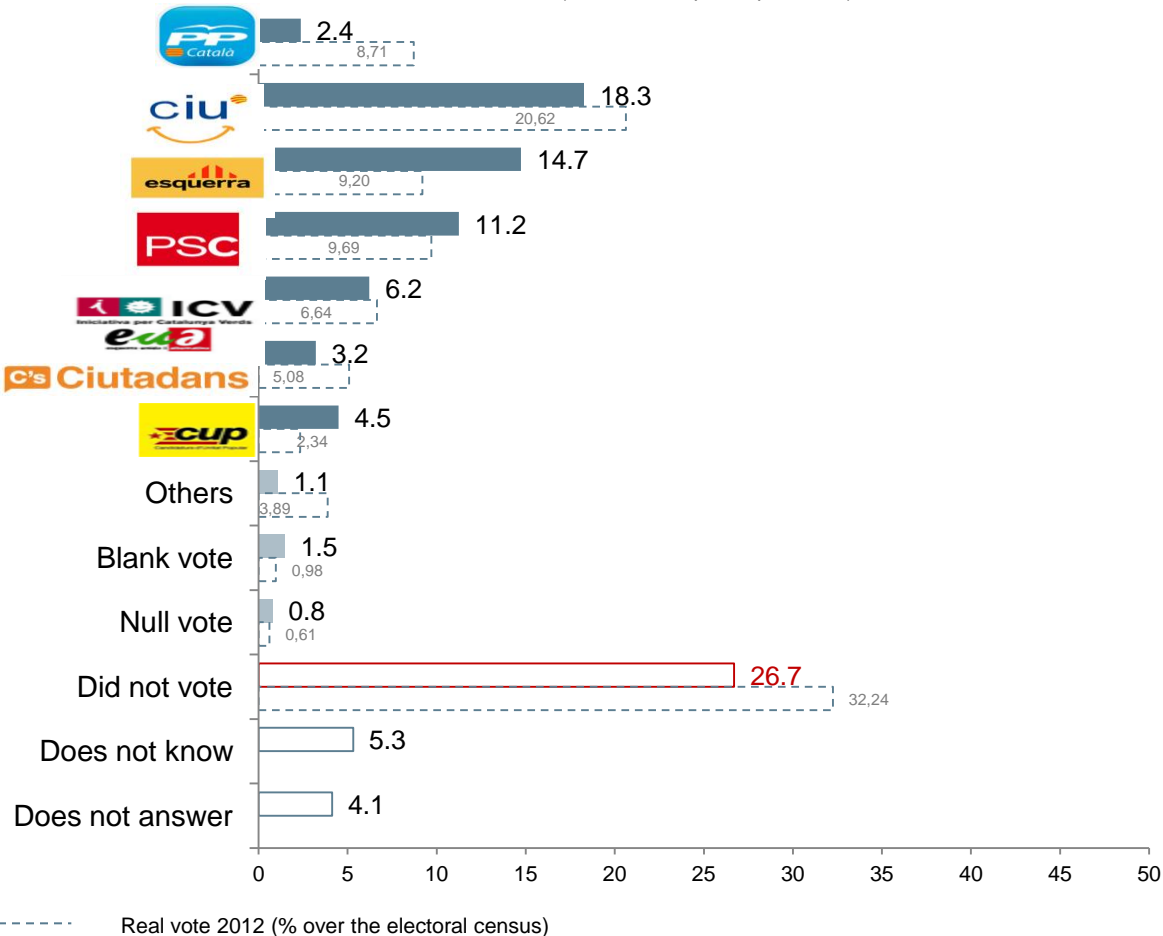


## Elections to the Catalan Parliament: vote recall

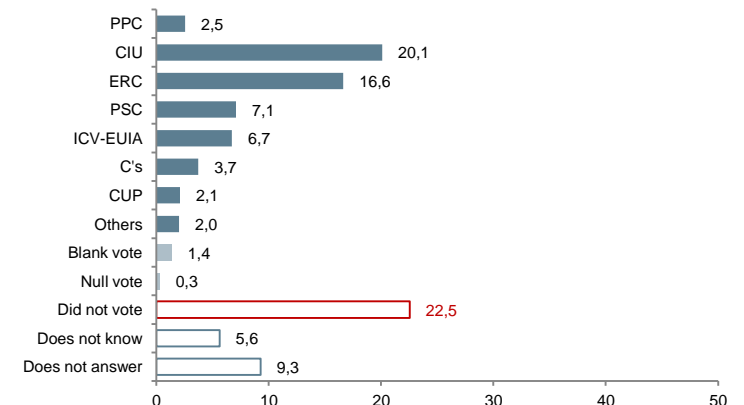
### Question 38b

And could you tell me to what party or coalition did you vote for in the last elections to the Parliament of Catalonia?

(N=2,000; simple response; %)



### Survey about the Catalan political situation. 2014

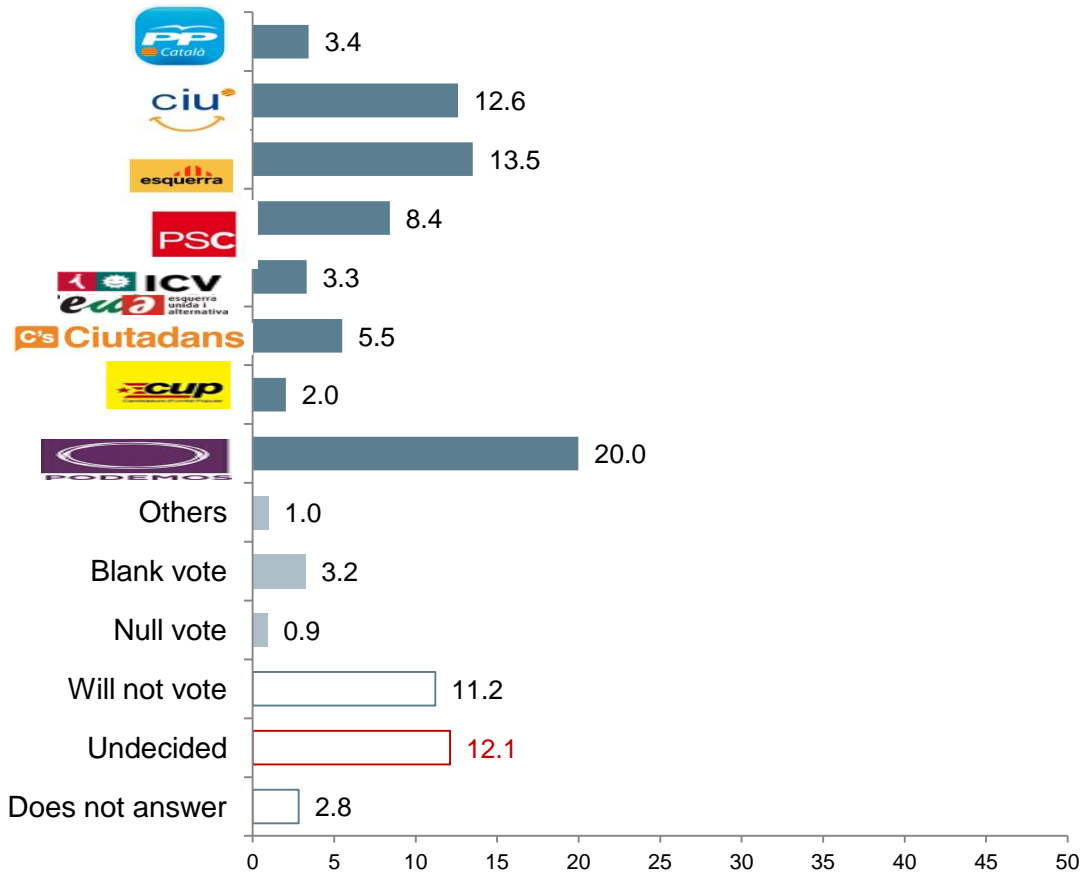


## Elections to the *Congreso de los Diputados*: vote intention

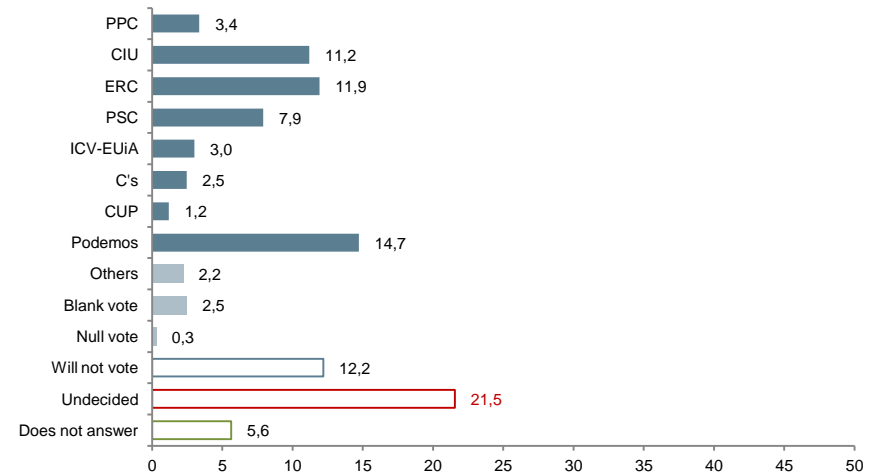
### Question 39

If elections to the *Congreso de los Diputados* were to be held tomorrow, what party or coalition would you vote for?

(N=2,000; simple response; %)



### Survey about the Catalan political situation. 2014

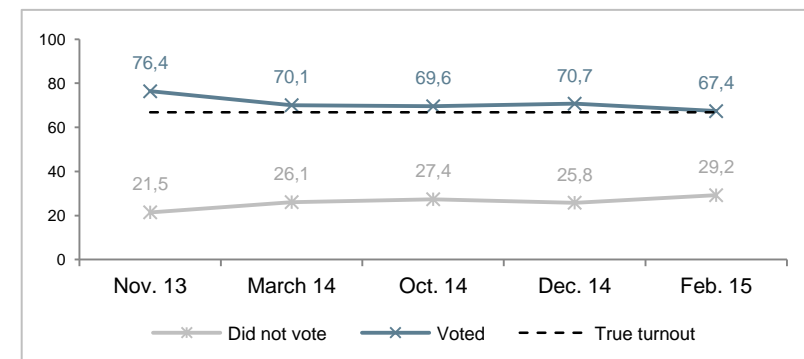
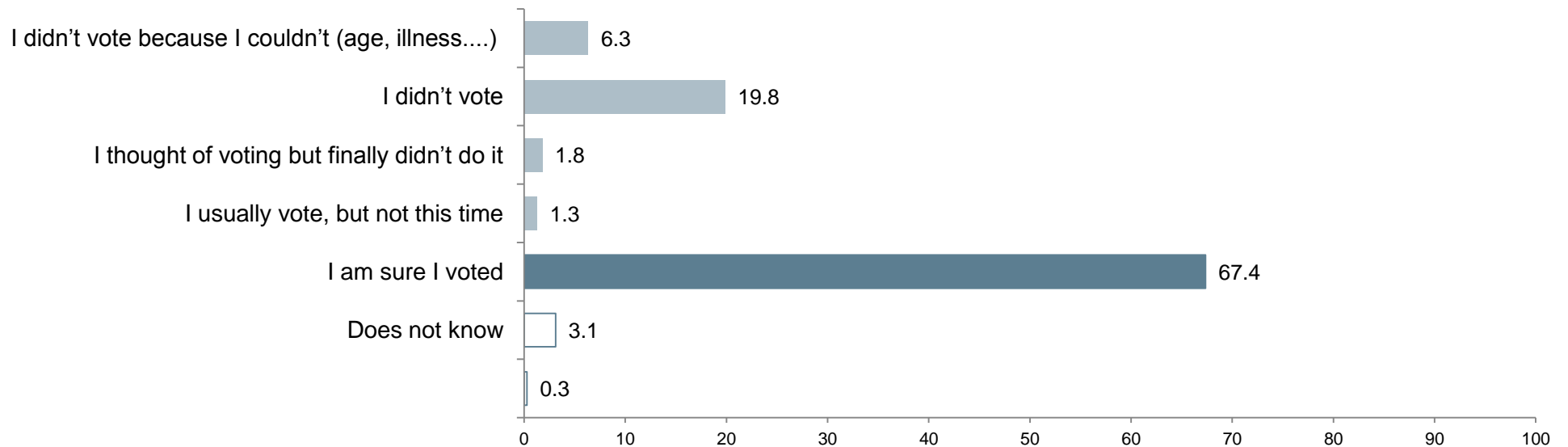


## Elections to the *Congreso de los Diputados*: vote recall

### Pregunta 40a

In particular, which of the following sentences best describes your situation in the past elections to the Congreso de los Diputados:

(N=2,000; simple response; %)

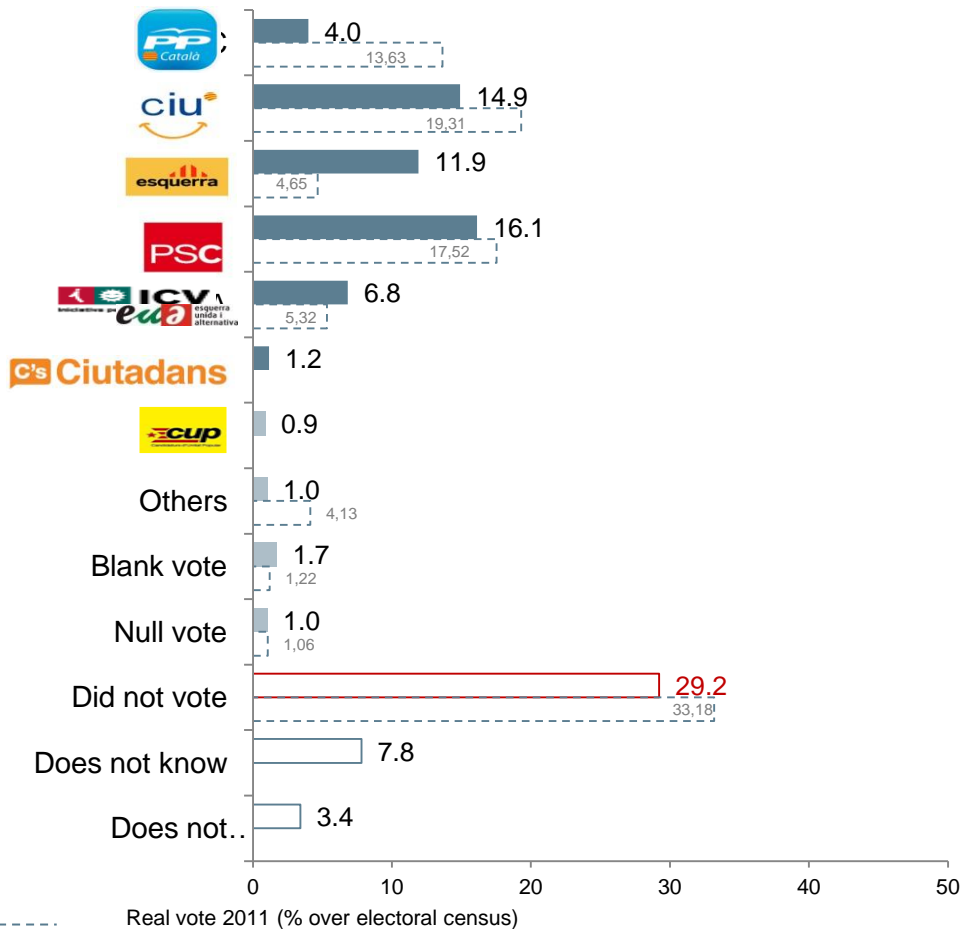


## Elections to the *Congreso de los Diputados*: vote recall

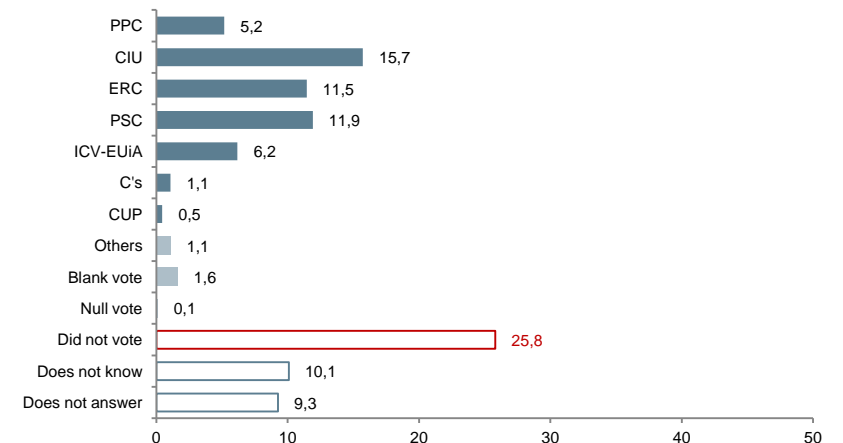
### Pregunta 40b

If elections to the *Congreso de los Diputados* were to be held tomorrow, what party or coalition would you vote for?

(N=2,000; simple response; %)



### Survey about the Catalan political situation. 2014











## Ratings of political leaders

### Question 41a

How do you rate the political performance of these leaders? Please rate them in a scale from 0 to 10, where 0 is very poor and 10 is excellent.
















(Base: know the leader; simple response; average)

		Rating by vote intention to the Catalan Parliament							
									
David Fernández	<b>5.88</b>	2.72	5.68	6.70	4.29	5.52	3.60	<b>8.28</b>	4.72
Alfred Bosch	<b>5.25</b>	3.77	5.60	<b>6.41</b>	4.06	4.61	3.13	5.76	3.16
Oriol Junqueras	<b>5.05</b>	1.63	6.31	<b>7.77</b>	3.27	4.51	2.93	5.93	3.47
Joan Coscubiela	<b>4.68</b>	3.28	4.26	5.26	4.27	<b>5.97</b>	3.70	5.30	4.23
Joan Herrera	<b>4.48</b>	2.95	4.20	5.13	3.77	<b>6.70</b>	3.48	4.62	4.33
Artur Mas	<b>4.42</b>	1.84	<b>7.66</b>	6.30	3.06	3.40	2.32	4.37	2.54
Jaume Collboni	<b>3.92</b>	2.30	3.72	4.39	<b>5.29</b>	3.82	3.50	3.47	3.82
Josep Antoni Duran i Lleida	<b>3.79</b>	4.76	<b>4.80</b>	3.75	4.10	3.67	4.58	2.18	3.36
Miquel Iceta	<b>3.69</b>	3.43	3.42	3.77	<b>5.74</b>	4.22	3.86	2.72	3.64
Albert Rivera	<b>3.6</b>	6.24	2.95	2.42	3.87	3.68	<b>7.40</b>	2.29	3.98
Carina Mejías	<b>2.78</b>	5.22	2.45	2.21	4.89	0.20	<b>6.44</b>	1.20	2.36
Jorge Fernández Díaz	<b>2.08</b>	<b>5.97</b>	1.85	1.47	2.77	1.70	4.22	1.03	1.76
Alícia Sánchez-Camacho	<b>1.38</b>	<b>5.96</b>	0.86	0.61	1.85	1.07	3.05	0.50	1.18
Reas base	2000	47	304	367	121	60	124	159	209
Weighed base	2000	45	265	346	136	77	153	145	233

(\*) Non significant results



## Cross-tabulation of vote recall and vote intention to the elections of the Parliament of Catalonia.

		Vote recall to the Catalan Parliament 2012											
									Others/Null	Blank vote	Will not vote	Dk/Da	Total
Vote intention to the Catalan Parliament		<b>53.3</b>	0.0	0.0	0.8	0.0	0.0	2.1	0.0	0.0	2.2	2.1	<b>2.2</b>
		1.0	<b>59.1</b>	3.3	0.4	1.5	0.0	0.0	5.8	0.0	4.4	5.3	<b>13.2</b>
		1.0	14.3	<b>78.0</b>	3.1	5.7	0.0	5.8	11.6	2.7	5.2	5.6	<b>17.3</b>
		0.0	0.9	0.0	<b>46.1</b>	0.4	3.6	0.0	0.0	6.3	4.0	1.7	<b>6.8</b>
		0.0	1.1	0.9	0.0	<b>50.9</b>	0.0	0.0	0.0	0.0	1.2	0.0	<b>3.8</b>
		22.9	3.8	0.0	6.7	3.4	<b>81.7</b>	0.0	1.3	0.0	9.1	4.1	<b>7.7</b>
		0.0	3.6	7.1	0.2	4.2	0.0	<b>76.6</b>	17.0	0.0	3.1	7.3	<b>7.3</b>
		9.0	4.5	0.8	29.2	20.0	9.8	9.2	11.3	16.0	13.5	12.4	<b>11.6</b>
	Others/Null	0.0	0.3	0.6	0.0	0.4	0.0	2.1	<b>34.9</b>	1.0	2.9	2.5	<b>1.9</b>
	Blank vote	3.9	1.6	1.1	1.9	1.9	0.0	0.0	0.0	<b>60.4</b>	5.5	4.8	<b>3.7</b>
	Will not vote	0.0	0.9	1.0	3.5	0.0	0.0	0.0	11.3	2.8	<b>30.4</b>	7.1	<b>9.7</b>
	Dk/Da	8.8	9.8	7.3	8.0	11.6	4.9	4.3	6.4	10.8	18.4	<b>47.0</b>	<b>14.7</b>
<b>Total</b>	100,0	100,0	100,0	100,0	100,0	100,0	100,0	100,0	100,0	100,0	100,0	100,0	100,0
Real base	47	415	314	190	109	58	110	30	33	476	218	2000	
Weighted base	47	365	295	225	124	64	90	37	29	534	189	2000	

(\*) Non-significant results

Elections to the Parliament of Catalonia					
Political Opinion Barometer, 1 <sup>st</sup> wave 2015					
	Direct vote intention	Vote estimates	Sit estimates	Resultats 2012	
	(in %)	(in % over valid vote)		%VV	escons
CiU	13.2	19.5	31-32	30.7	50
ERC	17.3	18.9	30-31	13.7	21
PSC	6.8	8.2	11-12	14.4	20
PP	2.2	10.2	13-14	13.0	19
ICV-EUiA	3.8	5.8	6-8	9.9	13
C's	7.7	12.4	16-17	7.6	9
CUP	7.3	7.3	10-11	3.5	3
Podemos	11.6	12.2	16-17		
others	1.2	3.9	----	5.7	---
blank vote	3.7	1.6	----	1.5	---
null vote	0.7	Turnout: 68%			
Abstention ("will not vote")	9.7				
Undecided	11.6				
Do not answer	3.1				

Elections to the <i>Congreso de los Diputados</i>					
Political Opinion Barometer, 1 <sup>st</sup> wave 2015					
	Direct intention	Vote estimates	Sit estimates	Results 2011	
	(in %)	(in % over valid vote)		%VV	sits
CiU	12.6	18.8	12	29.4	16
PSC	8.4	10.8	5-6	26.7	14
PP	3.4	11.9	5-6	20.7	11
ICV-EUiA	3.3	3.7	1	8.1	3
ERC	13.5	15.1	8-9	7.1	3
C's	5.5	7.9	2-3	6.3	0
CUP	2.0	3.9	1		
Podemos	20.0	21.2	11-12		
others	1.0	4.9	---		
blank votes	3.2	1.8	---	1.9	
null votes	0.9	Turnout: 68%			
Abstention ("will not vote")	11.2				
Undecided	12.1				
Do not answer	2.8				