



**Press Report**

## **Political Opinion Barometer. 1st wave 2019**



**Centre  
d'Estudis  
d'Opinió**



**Generalitat  
de Catalunya**

## Contents

1. Technical specifications
2. Main results



# Technical specifications

Press report, Public Opinion Barometer (BOP). 1<sup>st</sup> wave 2019

## Summary

Level of confidence:	95%
Variance:	p=q=50%
Sample size:	1,500 individuals
Sampling error:	± 2.53%

**Scope:** Catalonia

**Univers:** Spanish citizens of 18 years of age and more who live in Catalonia

**Method of data collection:**

Computer Assisted Personal Interview (CAPI)

**Sampling points:**

73 municipalities and 160 census sections

**Sampling procedure:**

Multistage, stratified by province and size of the municipality with random selection of the primary sampling units within strata (municipalities within each province) and the secondary sampling units (census sections) within the selected municipalities, with selection of last sample units (individuals) using sex, age and place of birth crossed quotas.

Town size is divided into 6 categories: less or equal to 2,000 inhabitants; from 2,001 and 10,000 inhabitants; from 10,001 and 50,000 inhabitants; from 50,001 and 150,000 inhabitants; from 150,001 and 1,000,000 inhabitants; more than 1 million inhabitants.

To calculate the quotas we use the official statistics from the *Padró continu de població* from the year 2017. The age quotas correspond to the following intervals: 18 to 24 years of age; 25 to 34 years of age; 35 to 49 years of age; 50 to 64 years of age ; 65 and more years of age.

### Sample size:

1,500 interviews with the following distribution by province:

• Barcelona	1,121
• Girona	140
• Lleida	84
• Tarragona	155

### Allocation:

Proportional.

### Sampling error:

The overall margin of error of the survey is  $\pm 2.53\%$ , for a confidence level of 95% (1.96 sigma) and under the assumption of maximum indetermination ( $p=q=50\%$ ). In each province the margins of error are:

• Barcelona	$\pm 2.93$
• Girona	$\pm 8.28$
• Lleida	$\pm 10.69$
• Tarragona	$\pm 7.87$

### Fieldwork:

The fieldwork has been performed by GESOP. Gabinet d'Estudis Socials i Opinió Pública, SL from the 4<sup>th</sup> to the 25<sup>th</sup> of March 2019.

### Methodological note:

1. Given that we have only drawn a sample from the population (those over 17 years of age, living in Catalonia and with Spanish citizenship), all results are subject to a sampling error, meaning that not all the differences in the same questions with respect to other waves of the Barometer are statistically significant.

For instance, in a survey question where the 50 % (the worst case scenario in terms of the margin of error) gives a particular response, the “true” value in the population would fall into the range of  $\pm 2.53$  of the results in the sample. This is, if we were to repeat many times the same survey with the same characteristics, we would guess the “true” value 95% of the times if we said it was in between 47.47% and 52.53%.

The subsamples coming from the cross-tabulations between different variables are subject to a wider margin of error. As a result, the conclusions that could be derived from such cross-tabulations with very small subsamples have to be treated with caution.

2. When presenting results of questions 38 and 39 we have grouped the different political parties or coalitions from the point of view of parliamentary groups appeared after the 21<sup>st</sup> of December elections to the Catalan Parliament 2017. The results of this grouping are:

Junts per Catalunya = CDC + Democràcia i Llibertat + PDeCAT + Junts per Catalunya

Catalunya en Comú-Podem = ICV-EUiA + Podemos + Barcelona en comú + Catalunya sí que es pot + Catalunya en Comú

3. In the same manner, to present the results of question 44 the different political parties or coalitions from the point of view of the groups that, as a result of the elections to the Congreso de los Diputados held on the 26<sup>th</sup> of June 2016, and have representation in the Congreso de los Diputados. The results of this grouping are:

En Comú Podem = ICV-EUiA + Podemos + Catalunya sí que es pot + Barcelona En Comú + En Comú Podem + Catalunya en Comú-Podem by vote recall

Convergència Democràtica de Catalunya = CDC + Democràcia i Llibertat + PDeCAT + Junts per Catalunya by vote recall

Catalunya en Comú-Podem = ICV-EUiA + Podemos + Catalunya sí que es pot + Barcelona En Comú + En Comú Podem + Catalunya en Comú-Podem by vote intention

Junts per Catalunya = CDC + Democràcia i Llibertat + PDeCAT + Junts per Catalunya by vote intention

4. When the real base of the cross-tabulations is lower than 20 cases it is considered non-significant it is indicated with “\*”.



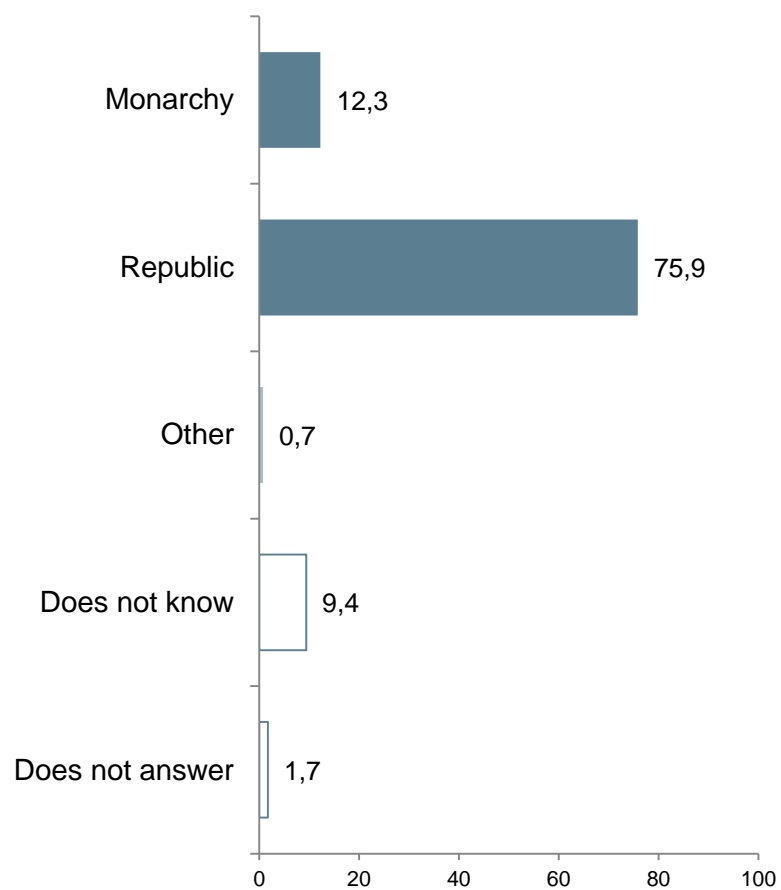
## **Main results**

## Form of government

### Question 31

Which form of government do you prefer, monarchy or republic?

(N=1,500; simple response; %)



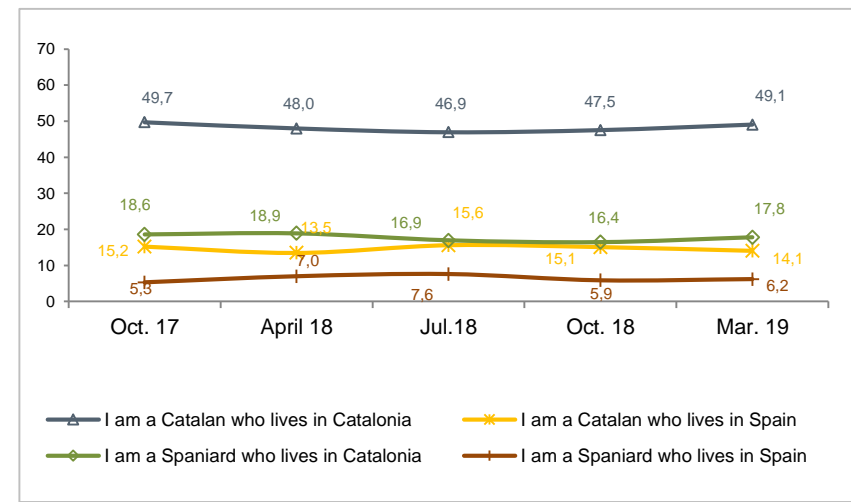
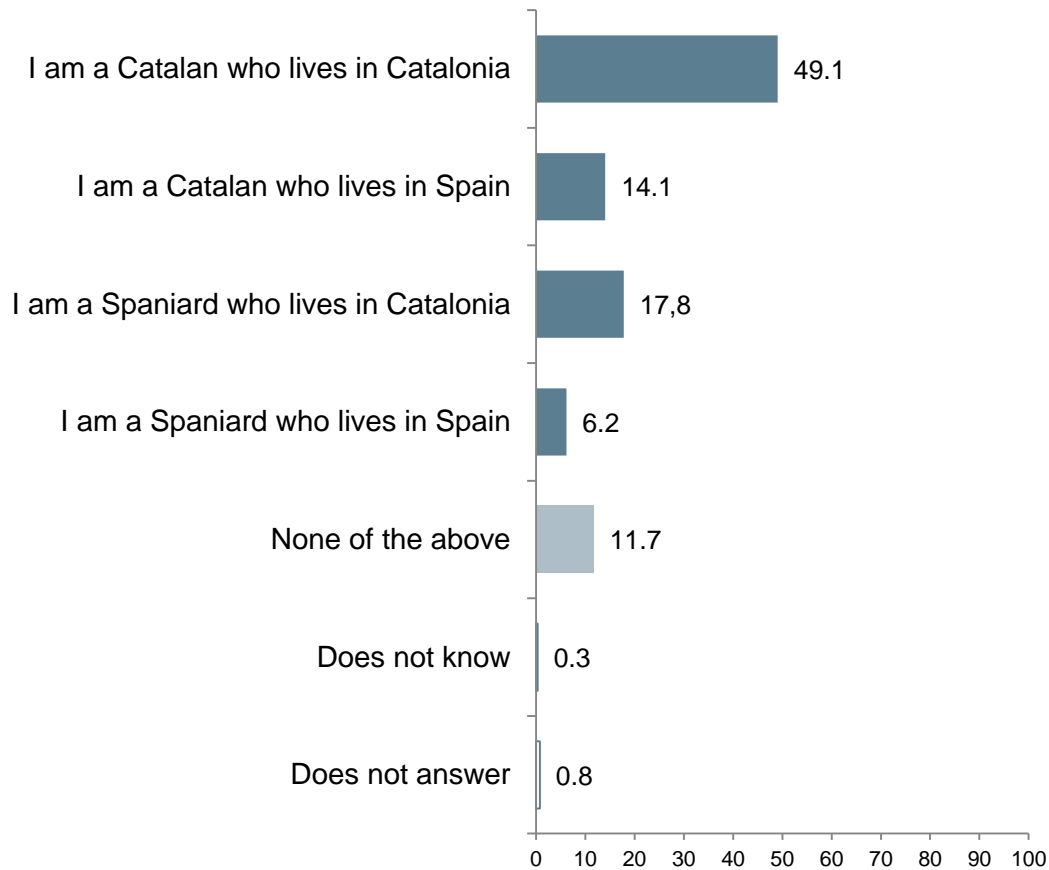


# Feeling of belonging

## Question 13

### With what sentence do you feel more identified?

(N=1,500; simple response; %)










## Feeling of belonging

### Question 13

With what sentence do you feel more identified with?

(N=1,500; simple response; %)

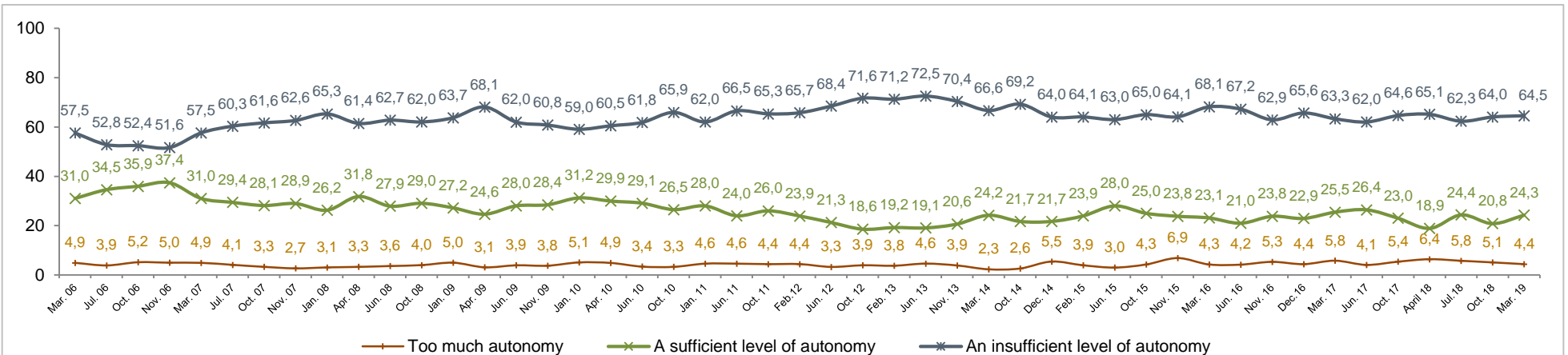
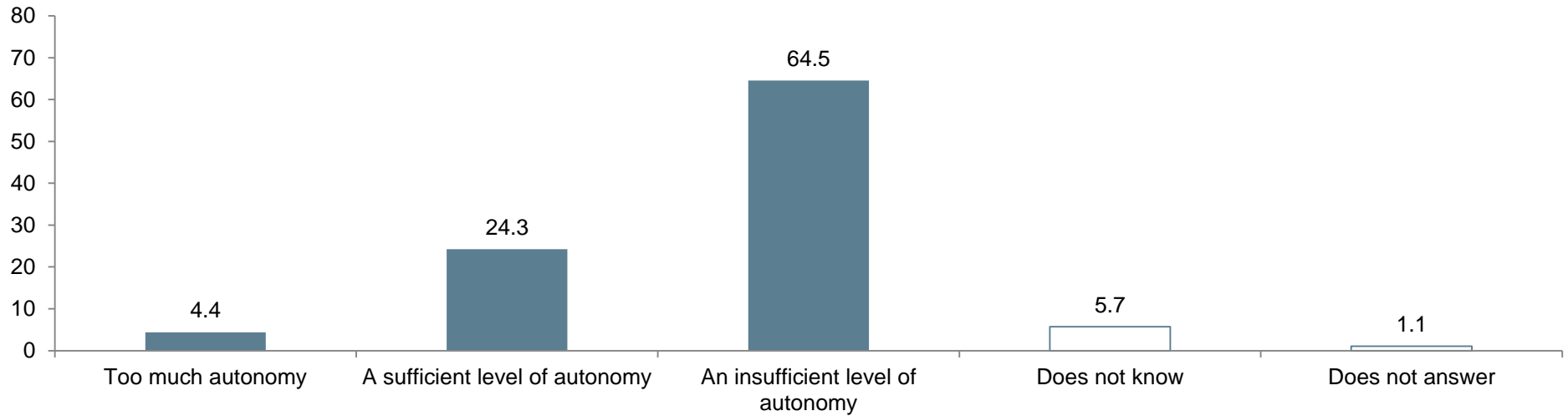
		Vote intention to the Catalan Parliament						
								
I am a Catalan who lives in Catalonia	<b>49.1</b>	5.5	<b>88.2</b>	<b>86.6</b>	12.2	<b>30.9</b>	<b>85.3</b>	<b>22.2</b>
I am a Catalan who lives in Spain	<b>14.1</b>	25.3	1.8	5.7	22.1	21.3	4.2	<b>22.2</b>
I am a Spaniard who lives in Catalonia	<b>17.8</b>	<b>37.4</b>	5.5	3.2	<b>38.4</b>	14.9	1.1	<b>22.2</b>
I am a Spaniard who lives in Spain	<b>6.2</b>	24.2	1.8	0.2	10.5	5.3	0.0	<b>22.2</b>
None of the above	<b>11.7</b>	7.7	2.7	4.2	14.5	<b>27.7</b>	9.5	11.1
Does not know	<b>0.3</b>	0.0	0.0	0.0	1.2	0.0	0.0	0.0
Does not answer	<b>0.8</b>	0.0	0.0	0.0	1.2	0.0	0.0	0.0
Real base	1500	91	110	404	172	94	95	18

## Relations between Catalonia and Spain

### Question 32

Do you think that Catalonia has achieved...

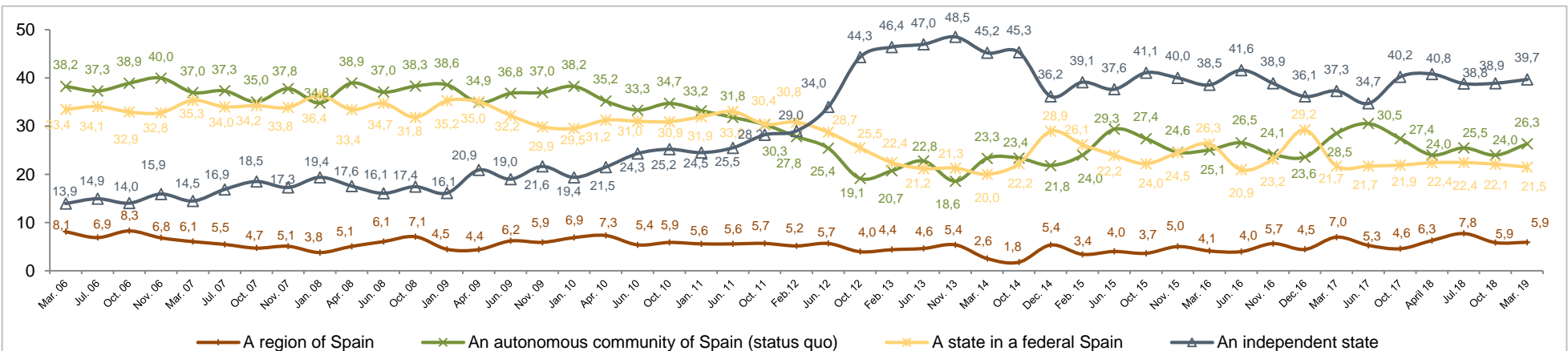
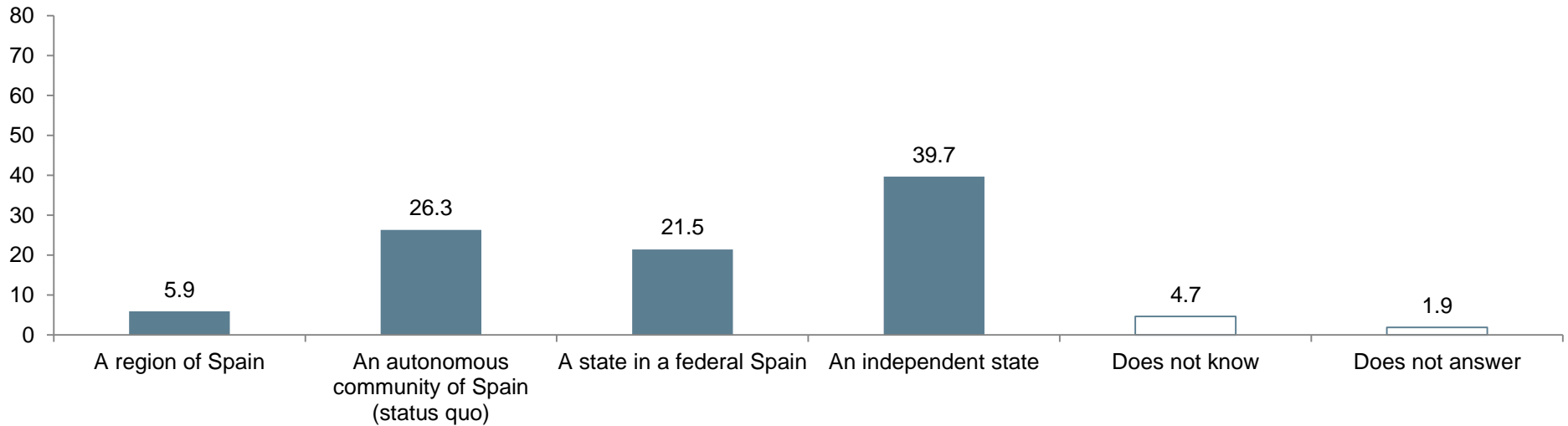
(N=1,500; simple response; %)



Question 33

Do you believe that Catalonia should be...

(N=1,500; simple response; %)



Question 33

Do you believe that Catalonia should be...

(N=1,500; simple response; %)

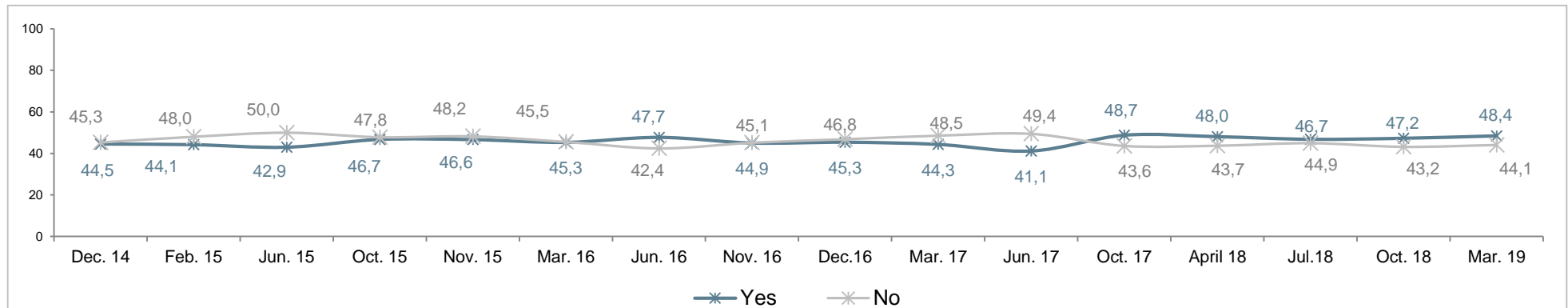
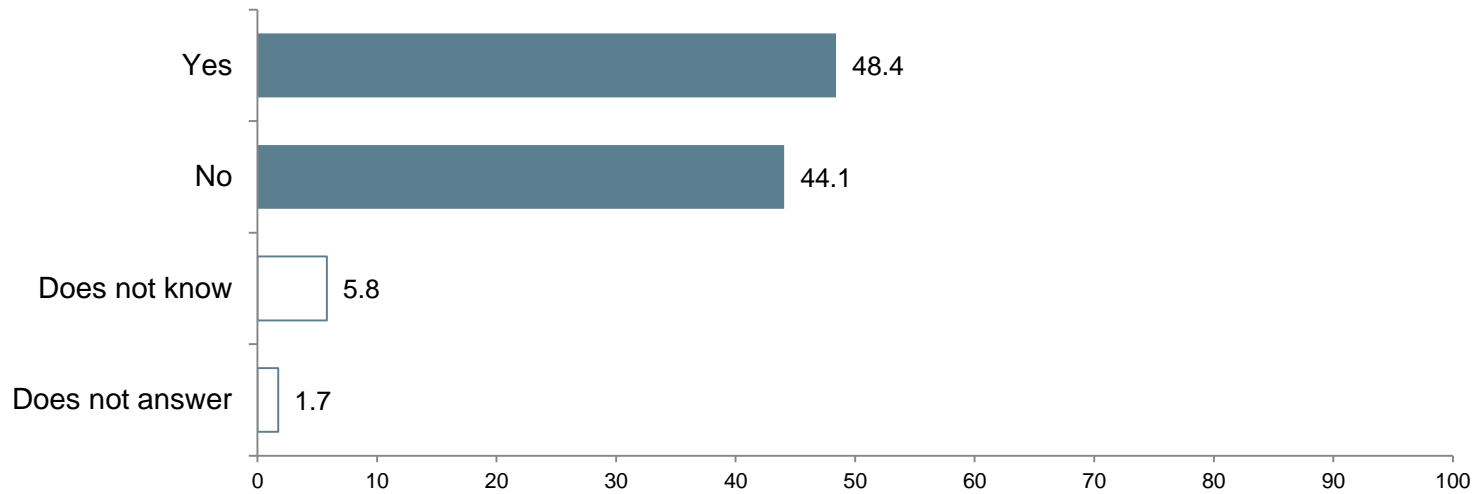
Catalonia-Spain relationship by vote intention to the Catalan Parliament

A region of Spain	<b>5.9</b>	16.5	0.0	1.0	7.0	4.3	1.1	44.4
An Autonomous Community of Spain	<b>26.3</b>	<b>74.7</b>	4.5	4.2	<b>47.7</b>	25.5	1.1	<b>50.0</b>
A State within a federal Spain	<b>21.5</b>	5.5	9.1	20.5	34.3	<b>46.8</b>	6.3	0.0
An independent State	<b>39.7</b>	1.1	<b>82.7</b>	<b>72.8</b>	5.2	17.0	<b>89.5</b>	0.0
Does not know	<b>4.7</b>	1.1	3.6	1.2	5.8	3.2	1.1	5.6
Does not answer	<b>1.9</b>	1.1	0.0	0.2	0.0	3.2	1.1	0.0
Real base	1500	91	110	404	172	94	95	18

**Question 34**

**And more precisely, do you want Catalonia to become an independent State?**

(N=1,500; simple response; %)



Question 34

And more precisely, do you want Catalonia to become an independent State?

(N=1,500; simple response; %)

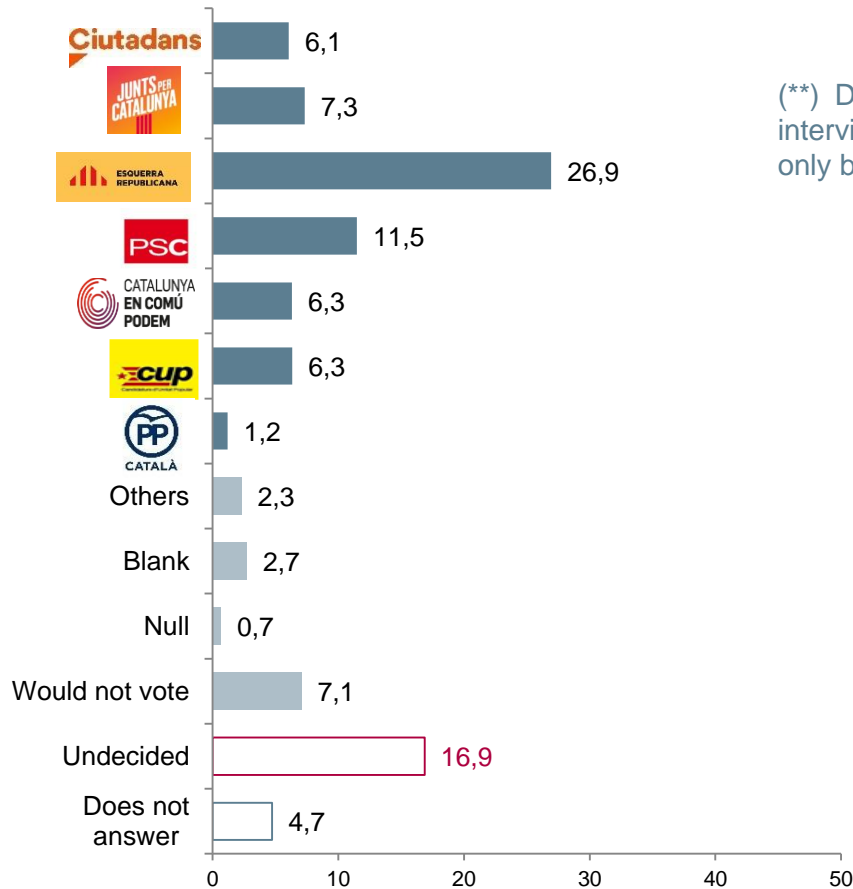
		Vote intention to the Catalan Parliament						
Yes	<b>48.4</b>	2.2	<b>90.9</b>	<b>88.9</b>	8.7	28.7	<b>94.7</b>	5.6
No	<b>44.1</b>	<b>95.6</b>	8.2	8.4	<b>84.9</b>	<b>60.6</b>	4.2	<b>94.4</b>
Does not know	<b>5.8</b>	1.1	0.9	2.2	6.4	9.6	0.0	0.0
Does not answer	<b>1.7</b>	1.1	0.0	0.5	0.0	1.1	1.1	0.0
Real base	1500	91	110	404	172	94	95	18

## Elections to the Catalan Parliament: vote intention

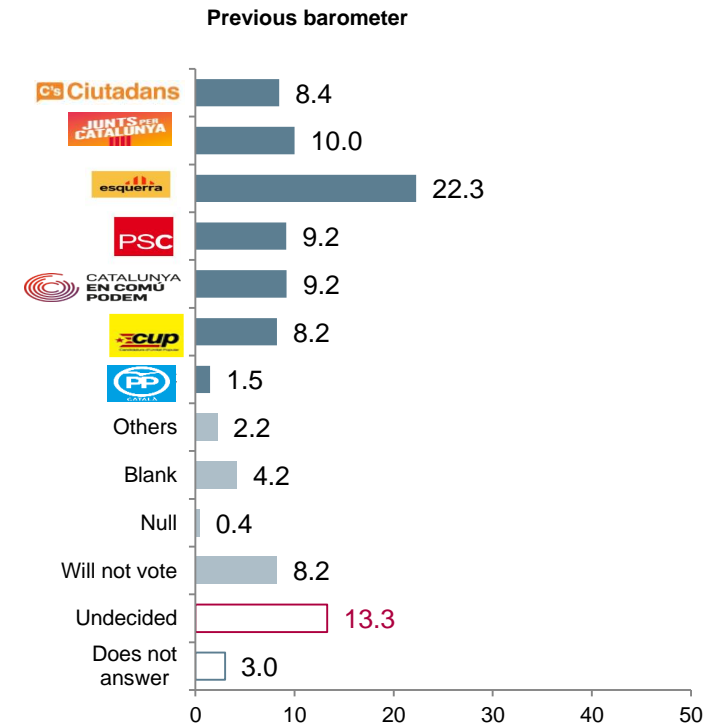
### Question 38

If elections to the Catalan Parliament were to be held tomorrow, what party (\*) or coalition would you vote for?

(N=1,500; simple response; %;)



(\*\*) Data on vote intention are the spontaneous opinion expressed by the interviewees. It is not an estimate of electoral outcomes and, therefore, it can only be compared to analogous data from previous surveys.



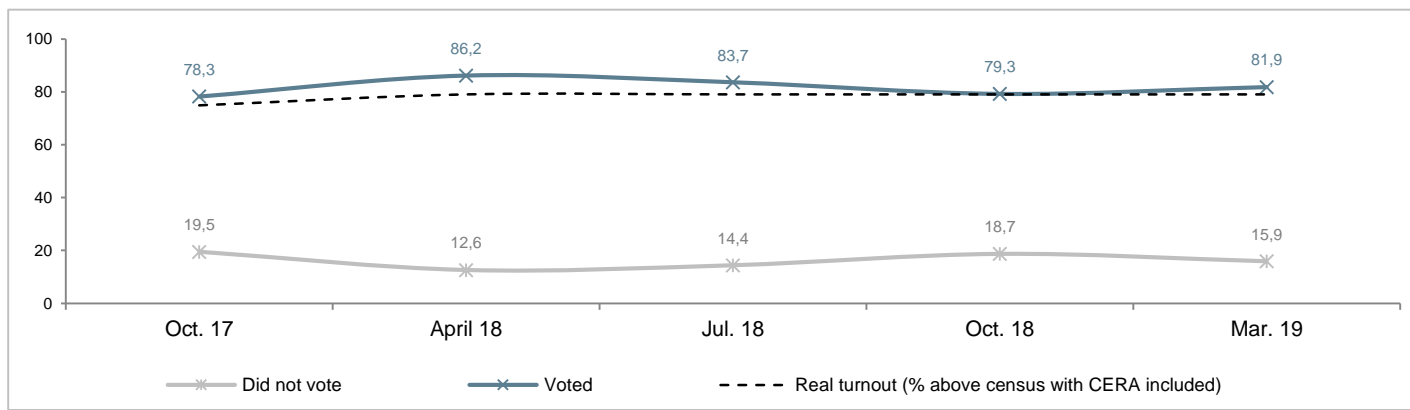
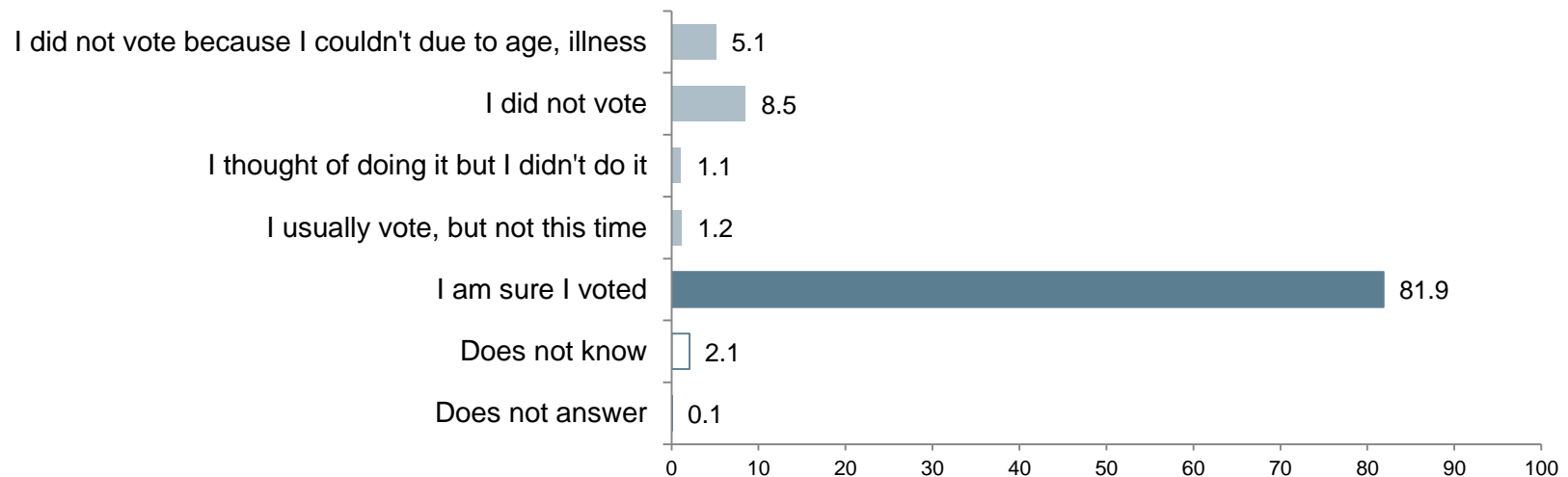


## Elections to the Catalan Parliament: vote recall

### Question 39a

Which of the following sentences best describes your situation in the past elections of December the 21<sup>st</sup> 2017 to the Catalan Parliament?

(N=1,500; simple response; %;)

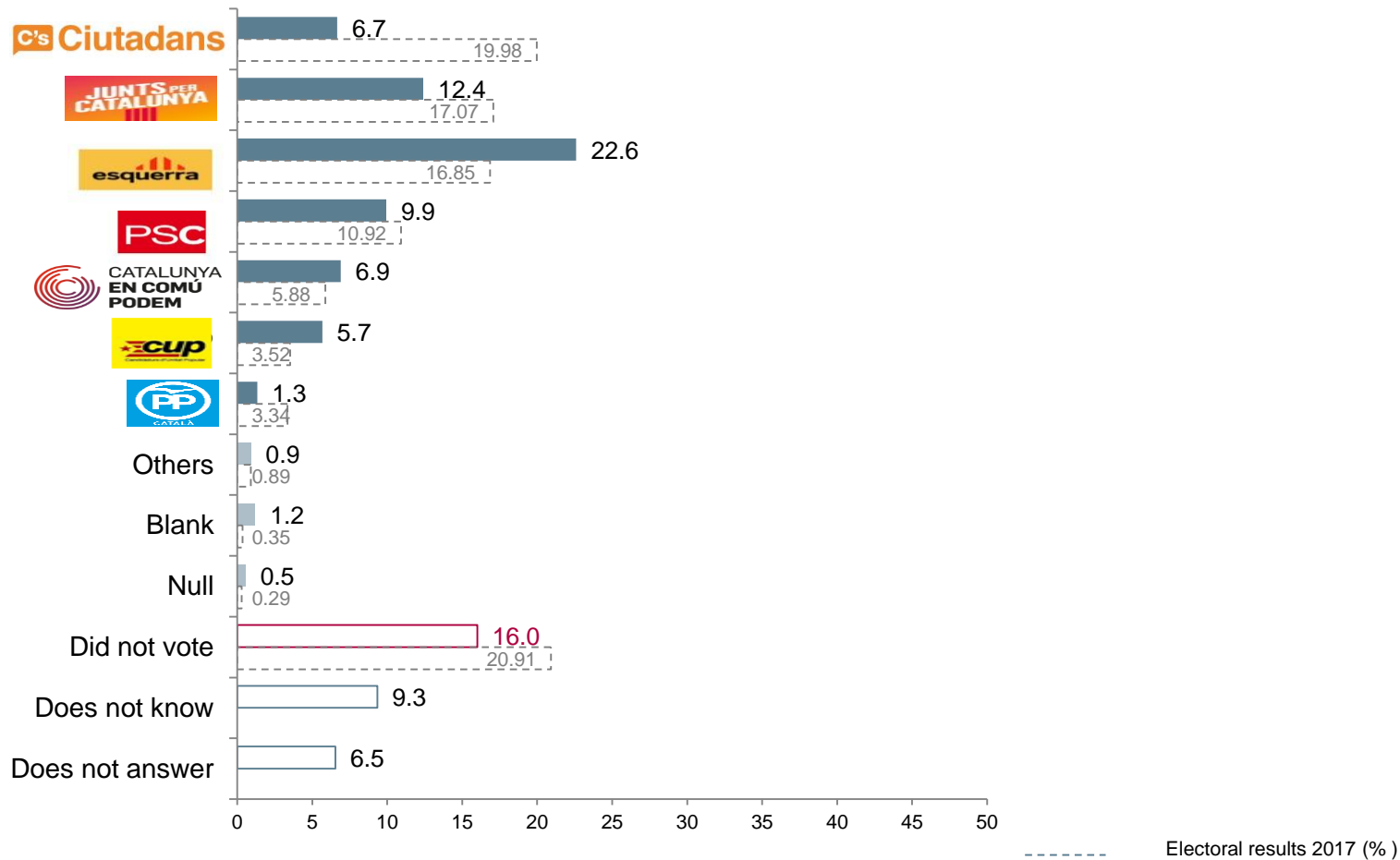


## Elections to the Catalan Parliament: vote recall

### Question 39b

Could you tell me what party or coalition did you vote for in the past elections of December the 21<sup>st</sup> 2017 to the Catalan Parliament?

(N=1,500; simple response; %;)

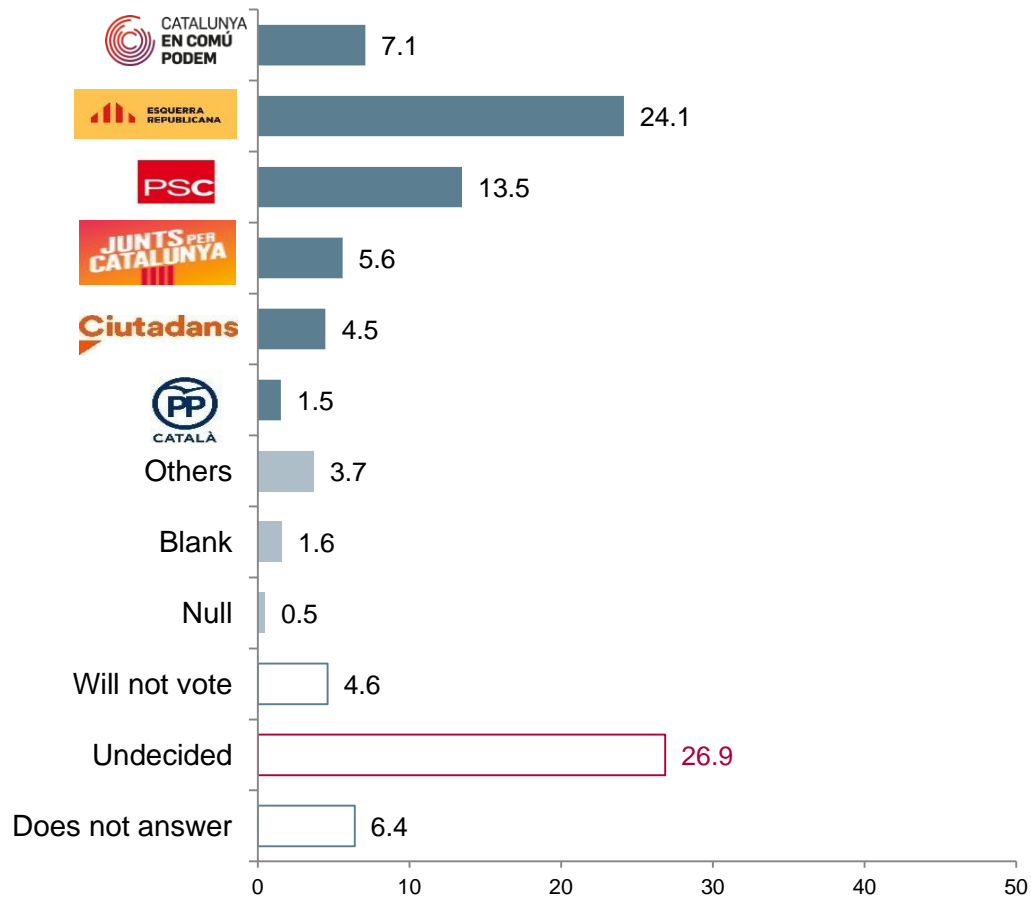


## Elections to the Congreso de los Diputados: vote intention















### Question 44

In the elections to the Congreso de los Diputados, called for the 28<sup>th</sup> of April, what party or coalition would you vote for?

(N=1,500; simple response; %;)



### Cross-tabulation of vote recall and vote intention to the elections of the Parliament of Catalonia.

		Vote recall to the Catalan Parliament 2017										
									Rest (*)	Did not vote	Dk/Na	Total
Vote intention to the Catalan Parliament		56.0	0.0	0.0	4.7	0.0	0.0	20.0	2.5	6.3	3.4	6.1
		0.0	51.1	1.8	0.7	0.0	1.2	0.0	0.0	2.5	0.4	7.3
		0.0	31.2	82.3	3.4	6.8	15.3	0.0	7.5	7.1	9.2	26.9
		11.0	1.1	1.2	71.8	12.6	1.2	5.0	0.0	9.6	4.2	11.5
		0.0	0.0	0.6	2.7	61.2	5.9	0.0	2.5	6.3	1.7	6.3
		0.0	4.8	5.0	0.0	0.0	69.4	0.0	0.0	2.9	1.3	6.3
		0.0	0.0	0.0	0.0	1.0	0.0	50.0	2.5	1.7	0.8	1.2
	Rest (*)	8.0	0.0	1.5	1.3	2.9	0.0	10.0	67.5	7.5	8.8	5.7
	Will not vote	8.0	0.5	0.3	3.4	3.9	1.2	5.0	5.0	28.8	5.9	7.1
Dk/Na	17.0	11.3	7.4	12.1	11.7	5.9	10.0	12.5	27.5	64.3	21.6	
Total	100.0	100.0	100.0	100.0	100.0	100.0	100.0	100.0	100.0	100.0	100.0	100.0
Real base	100	186	339	149	103	85	20	40	240	238	1500	
(*) Others+null+blank												

Elections to the Catalan Parliament					
BOP-1 <sup>st</sup> wave 2019					
	Direct vote intention	Vote estimate	Sits estimate	Results 2017	
	(in %)	(in % over valid vote)		%VV	sits
C's	6.1	<b>21.6</b>	28-29	25.35	36
Junts per Catalunya	7.3	<b>14.9</b>	22-24	21.66	34
ERC	26.9	<b>28.1</b>	40-43	21.38	32
PSC	11.5	<b>16.5</b>	21-23	13.86	17
CeC-Podem	6.3	<b>7.0</b>	8-9	7.46	8
CUP	6.3	<b>6.5</b>	8	4.46	4
PP	1.2	<b>4.0</b>	3-4	4.24	4
Others	2.3	<b>1.0</b>	---	1.14	---
Blank vote	2.7	<b>0.4</b>	---	0.44	---
Null vote	0.7	Part. 70%			
Abstention ("will not vote"+"cannot vote")	7.1				
Undecided	16.9				
Does not answer	4.7				

<b>Elections to the Congreso de los Diputados</b>					
<b>BOP-1<sup>st</sup> wave 2019</b>					
	Direct vote intention	Vote estimate	Sits estimate	Results 2016	
	(in %)	(in % over valid vote)		%VV	sits
En Comú Podem-Guanyem el Canvi	7.1	<b>15.4</b>	7-9	24.53	12
ERC-Sobiranistes	24.1	<b>24.5</b>	14-15	18.18	9
Junts per Catalunya	5.6	<b>12.1</b>	5-7	13.90	8
PSC	13.5	<b>23.7</b>	11-13	16.10	7
PP	1.5	<b>5.9</b>	2	13.36	6
C's	4.5	<b>11.7</b>	5-6	10.94	5
Front Republicà	1.5	<b>2.5</b>	0-1	---	---
Others	2.2	<b>3.6</b>	---	2.16	---
Blank vote	1.6	<b>0.6</b>	---	0.83	---
Null vote	0.5	Part. 70%			
Abstention ("will not vote"+"cannot vote")	4.6				
Undecided	26.9				
Does not answer	6.4				