



## Political Opinion Barometer

**33** 2nd wave 2014



Centre  
d'Estudis  
d'Opinió



Generalitat  
de Catalunya

## Contents

1. Technical specifications
2. Main results



# Technical specifications

Press report, Public Opinion Barometer (BOP). 2<sup>nd</sup> wave 2014

## Summary

Level of confidence:	95%
Variance	p=q=50%
Sample size:	2,000 individuals
Sampling error:	± 2.69%

**Scope:** Catalonia

**Univers:** Spanish citizens of 18 years of age and more who live in Catalonia

### Method of data collection:

Computer Assisted Personal Interview (CAPI)

### Sampling procedure:

Stratification by province and town size, with selection of last sample units (individuals) using sex and age crossed quotas.

Town size is divided into 6 categories:

- less or equal to 2,000 inhabitants
- from 2,001 and 10,000 inhabitants
- from 10,001 and 50,000 inhabitants
- from 50,001 and 150,000 inhabitants
- from 150,001 and 1,000,000 inhabitants
- more than 1 million inhabitants

To calculate the quotas we use the official statistics from the *Padró continu de població* from the year 2012. The age quotas correspond to the following intervals:

- 18 to 24 years of age
- 25 to 34 years of age
- 35 to 49 years of age
- 50 to 64 years of age
- 65 and more years of age

### Sample size:

**2,000 interviews** with the following territorial distribution:

• Barcelona	800
• Girona	400
• Lleida	400
• Tarragona	400

### Allocation:

**Not proportional.** To obtain representative figures for the whole Catalan population, the results have been weighted by the following territorial weights:

• Barcelona	1.864609957
• Girona	0.465810004
• Lleida	0.286327498
• Tarragona	0.518642584

### Sampling error:

The overall margin of error of the survey is **± 2.69%**, for a confidence level of 95% (1.96 sigma) and under the assumption of maximum indetermination (p=q=50%). In each province the margins of error are:

• Barcelona	± 3.46%
• Girona	± 4.90%
• Lleida	± 4.90%
• Tarragona	± 4.90%

### Fieldwork:

The fieldwork has been performed by Opinòmetre, from the 29<sup>th</sup> of September to the 23<sup>th</sup> of October 2014.



2

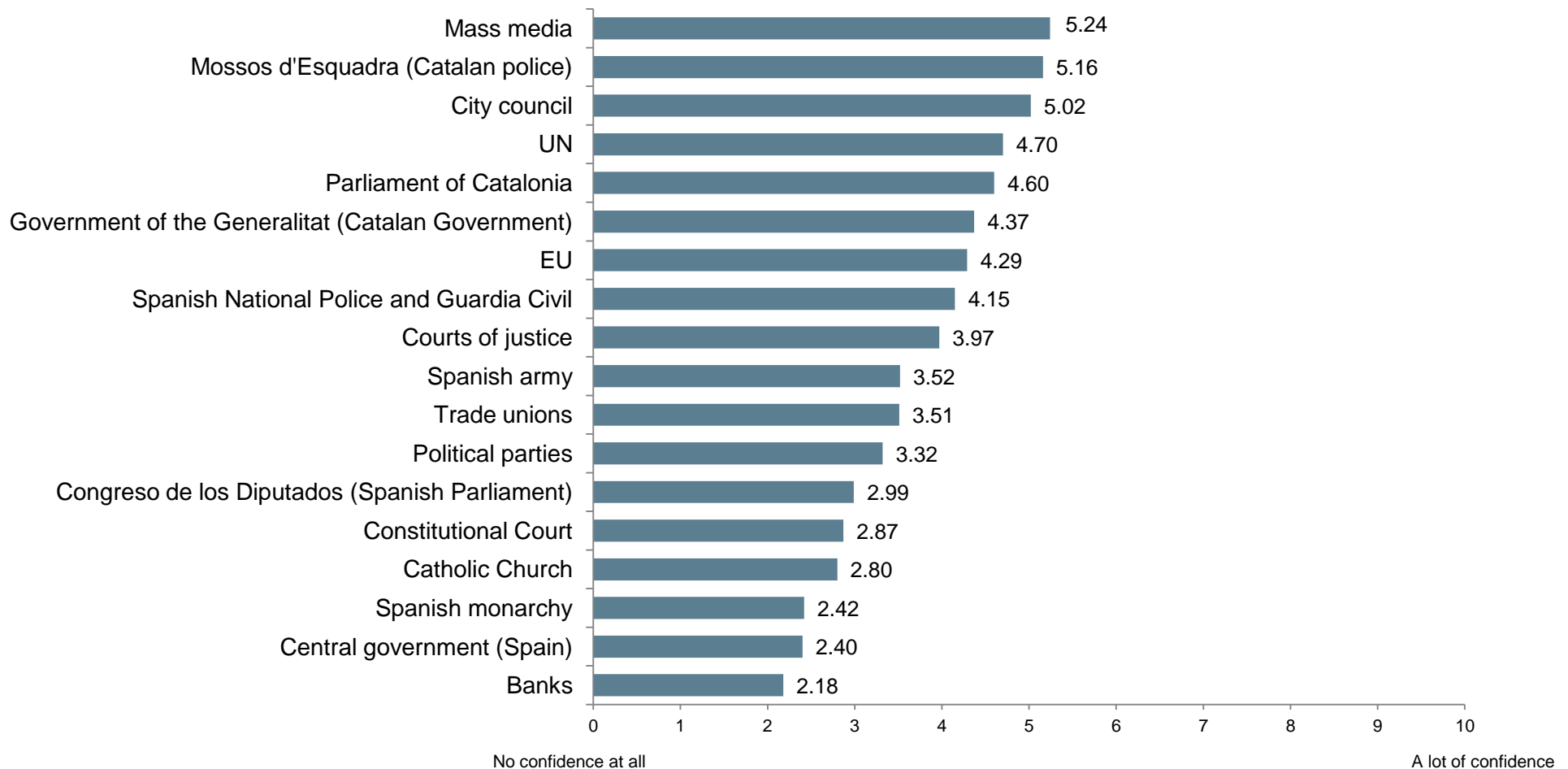
## Main results

Press report, Political Opinion Barometer (BOP). 2<sup>nd</sup> wave 2014

**Question 21**

**Next, I will read a number of institutions. Please rate the degree of confidence you have in each one of these institutions in a scale from 0 to 10, where 0 means no confidence at all and 10 means a lot of confidence.**

(N=2,000; simple response; means by institution where 0 is no confidence at all and 10 a lot of confidence)

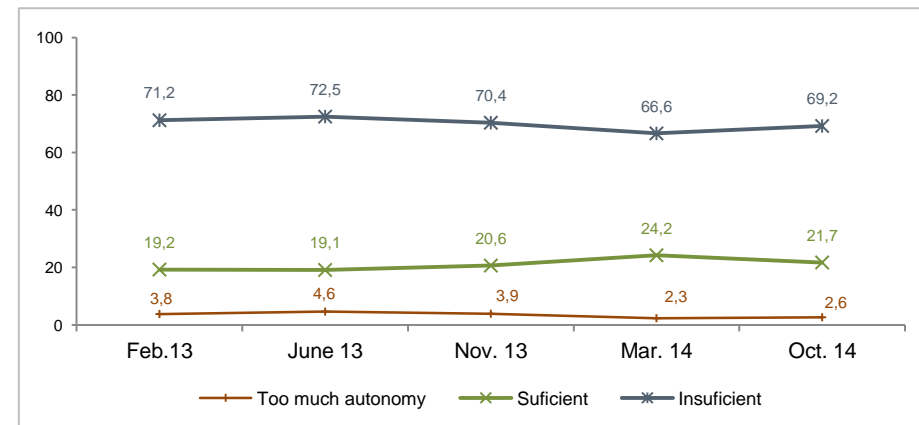
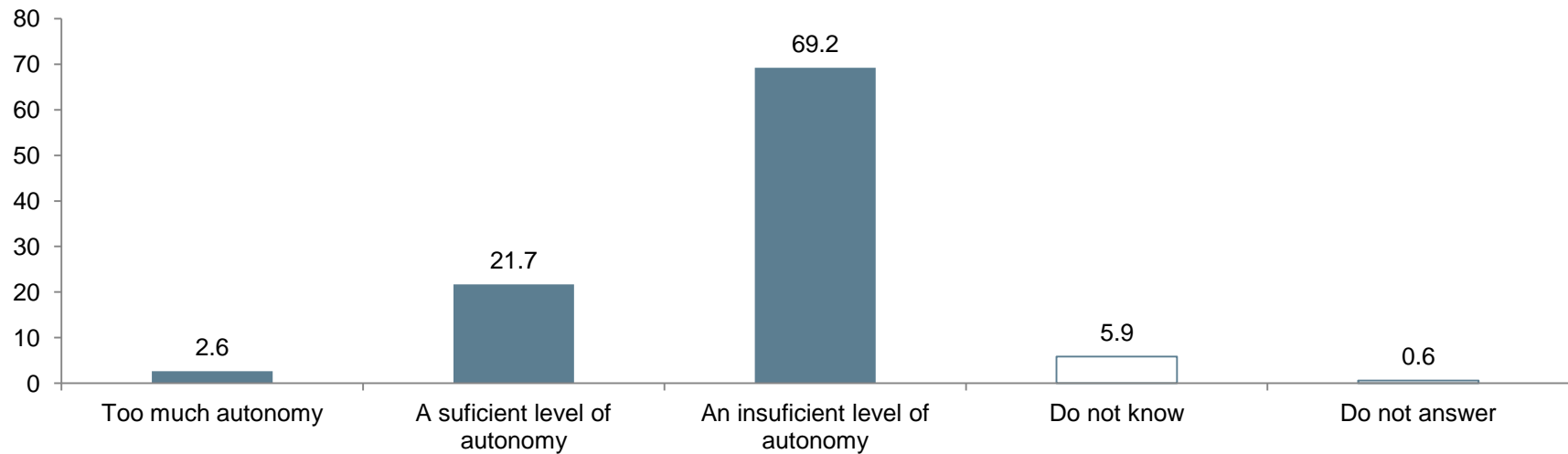


## Relations between Catalonia and Spain

### Question 29

Do you think that Catalonia has achieved...

(N=2,000; simple response; %)

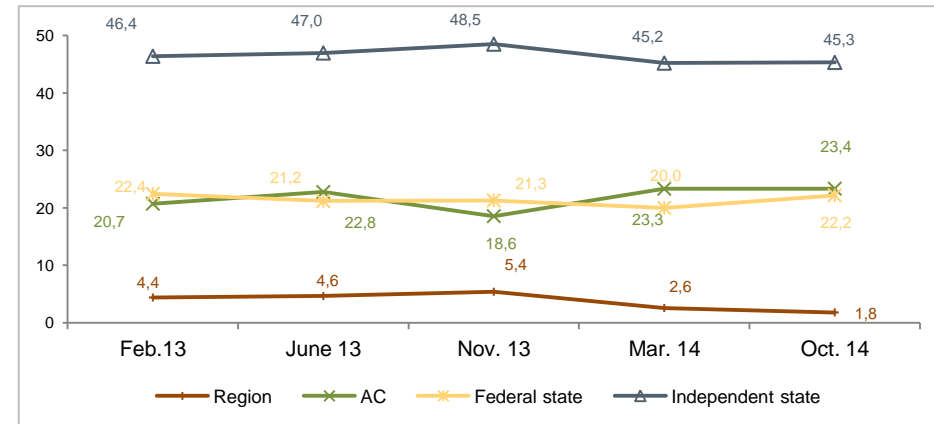
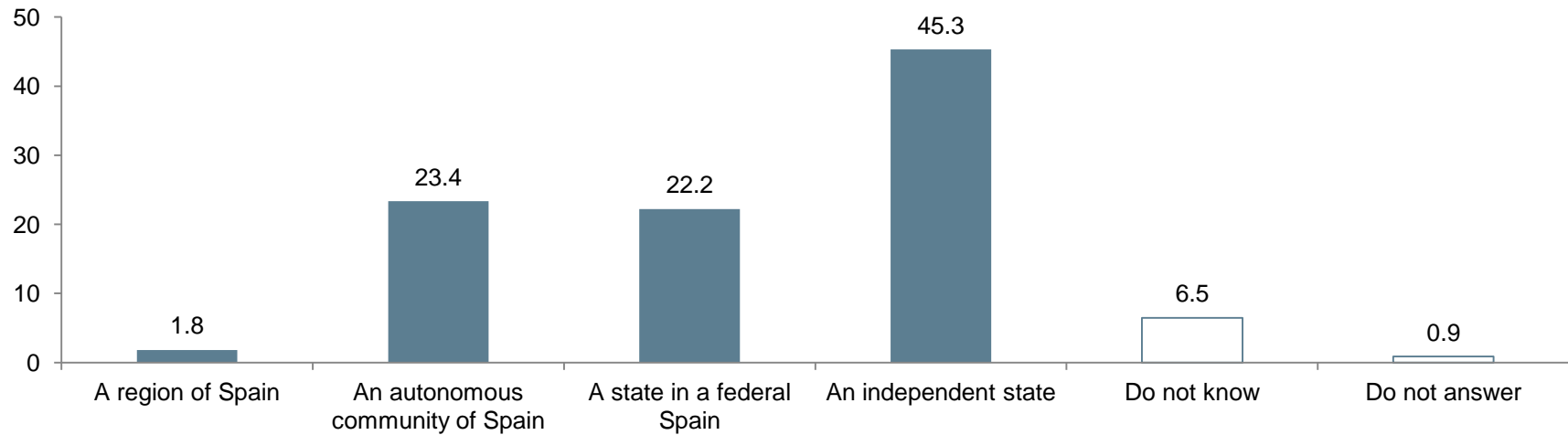




**Question 30**

**Do you believe that Catalonia should be...**

(N=2,000; simple response; %)



Question 31a + 31b

**P31a. What would you vote in this question: “Do you want Catalonia to become a State?”**

**P31b. And in this other question: “Do you want this State to be independent?”**

(direct vote intention combining the two questions; %)

First question			Second question		
	(n)	%		(n)	%
Votaria YES	1284	64.2	Vote YES	987	49.4
			Vote NO	252	12.6
			Null	0	0.0
			Blank	1	0.0
			Abstain	8	0.4
			Cannot vote	0	0.0
			Do not know	30	1.5
			Do not answer	6	0.3
			<i>Subtotal</i>	<i>1,284</i>	<i>64.2</i>
Vote NO	394	19.7			19.7
Null	2	0.1			0.1
Blank	20	1.0			1.0
Abstain	137	6.9			6.9
Cannot vote	0	0.0			0.0
Do not know	140	7.0			7.0
Do not answer	24	1.2			1.2
<b>Total</b>	<b>2,000</b>	<b>100.0</b>	<b>Total</b>	<b>2,000</b>	<b>100.0</b>

Question 31a + 31b

**P31a. What would you vote in this question: "Do you want Catalonia to become a State?"**

**P31b. And in this other question: "Do you want this State to be independent?"**

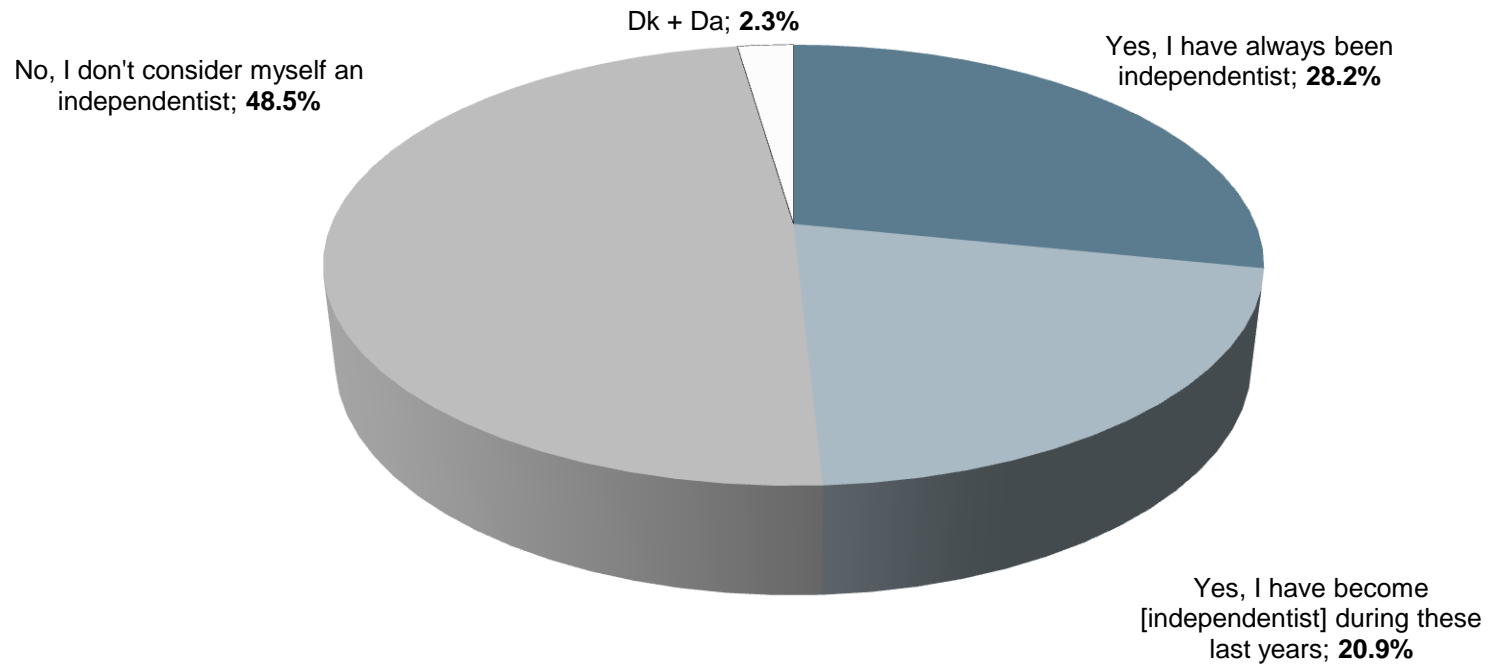
(direct vote intention combining the two questions; %)

		Non-binding referendum vote by vote intention to the Catalan Parliament							
YES + YES	<b>49.4</b>	2.3	<b>79.8</b>	<b>91.5</b>	13.6	<b>44.9</b>	0.0	<b>87.8</b>	26.4
YES + NO	<b>12.6</b>	4.2	7.1	3.6	9.8	32.8	11.7	5.6	<b>32.2</b>
YES + Blank	<b>0.0</b>	0.0	0.0	0.0	0.0	0.7	0.0	0.0	0.0
YES + Abst	<b>0.4</b>	0.0	0.8	0.0	0.0	0.0	0.0	1.9	0.0
YES + DkDa	<b>1.8</b>	0.0	1.3	1.7	0.2	11.9	1.2	1.5	0.0
NO	<b>19.7</b>	<b>79.8</b>	6.5	1.7	<b>54.5</b>	3.2	<b>65.9</b>	0.0	29.2
Null + Blank	<b>1.1</b>	0.0	0.0	0.4	2.0	0.0	0.0	0.0	1.7
Abstention	<b>6.9</b>	12.7	1.4	0.2	8.3	0.0	12.8	0.4	4.1
Dk/Da	<b>8.2</b>	1.0	3.1	0.9	11.6	6.5	8.5	2.7	6.4
Real base	2000	45	308	482	94	62	50	143	115
Weighted base	2000	44	277	428	117	74	44	123	123

Question 45

Do you consider yourself an independentist?

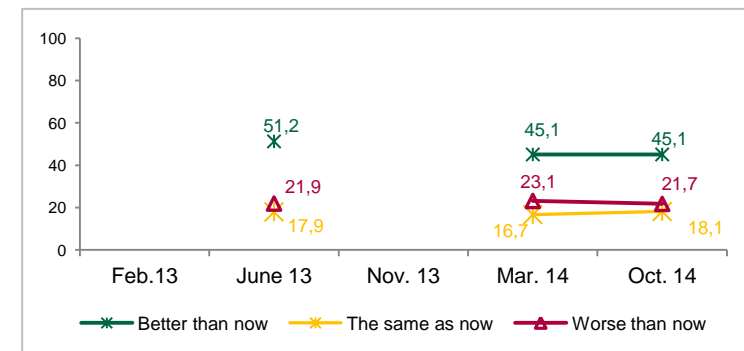
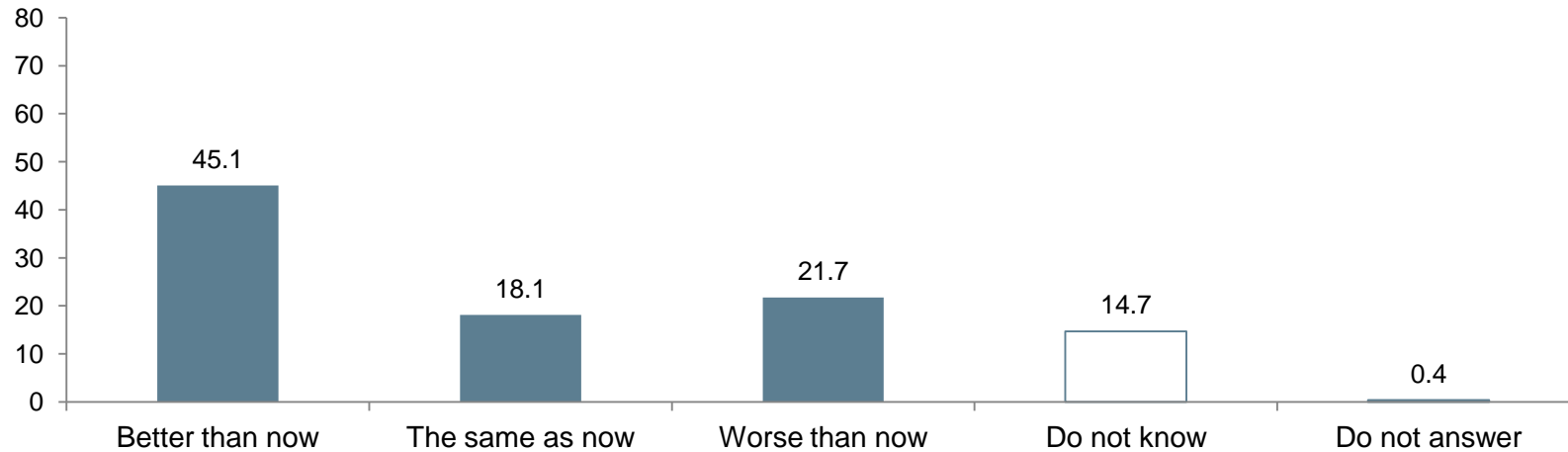
(N=2,000; simple response; %)



Question 32

If Catalonia was an independent state, how would the living standards of the Catalan people be, according to you?

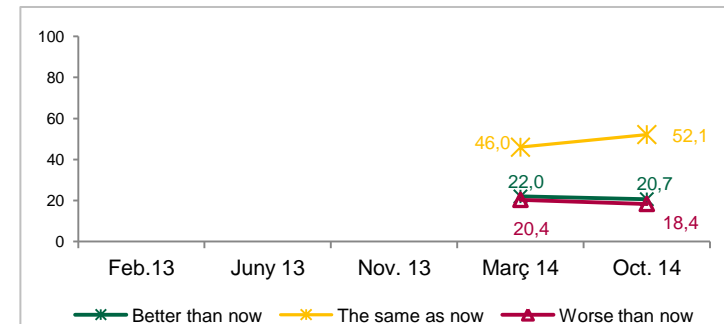
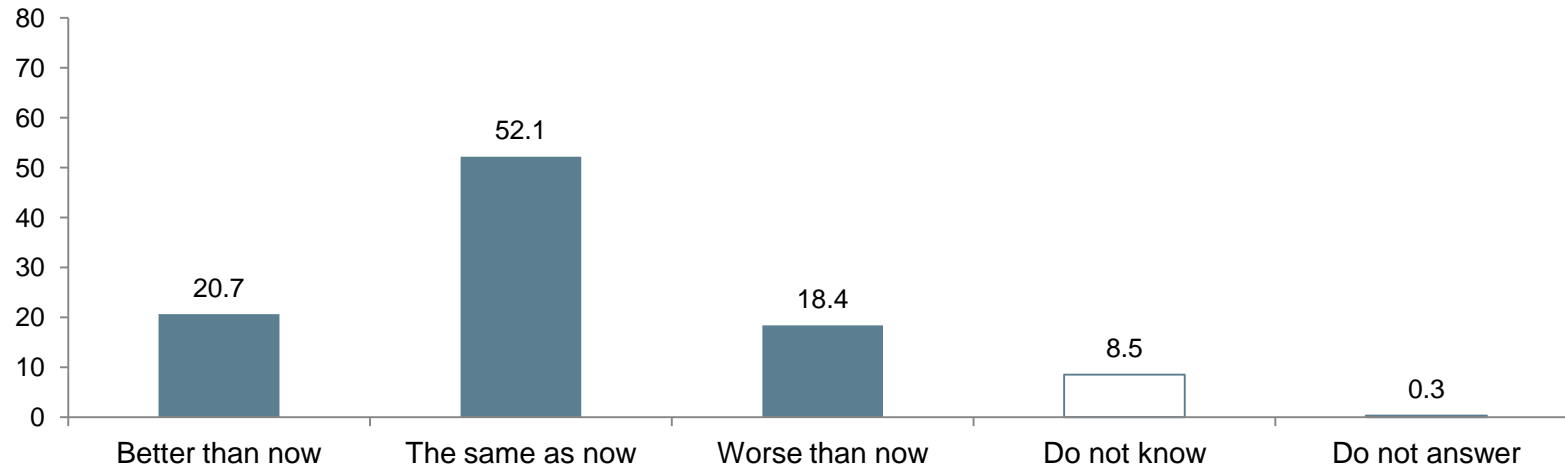
(N=2,000; simple response; %)



Question 33

If Catalonia was an independent state, how would the coexistence [social harmony] among the Catalan people be, according to you?

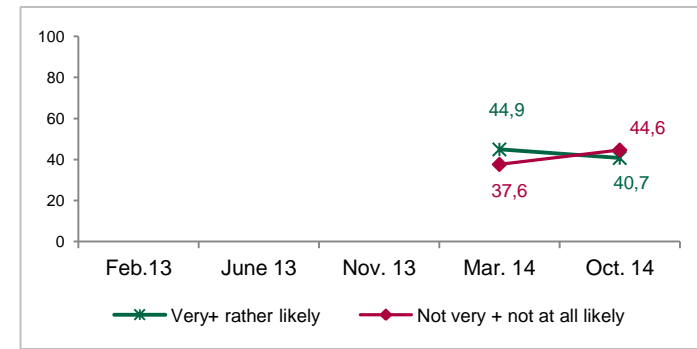
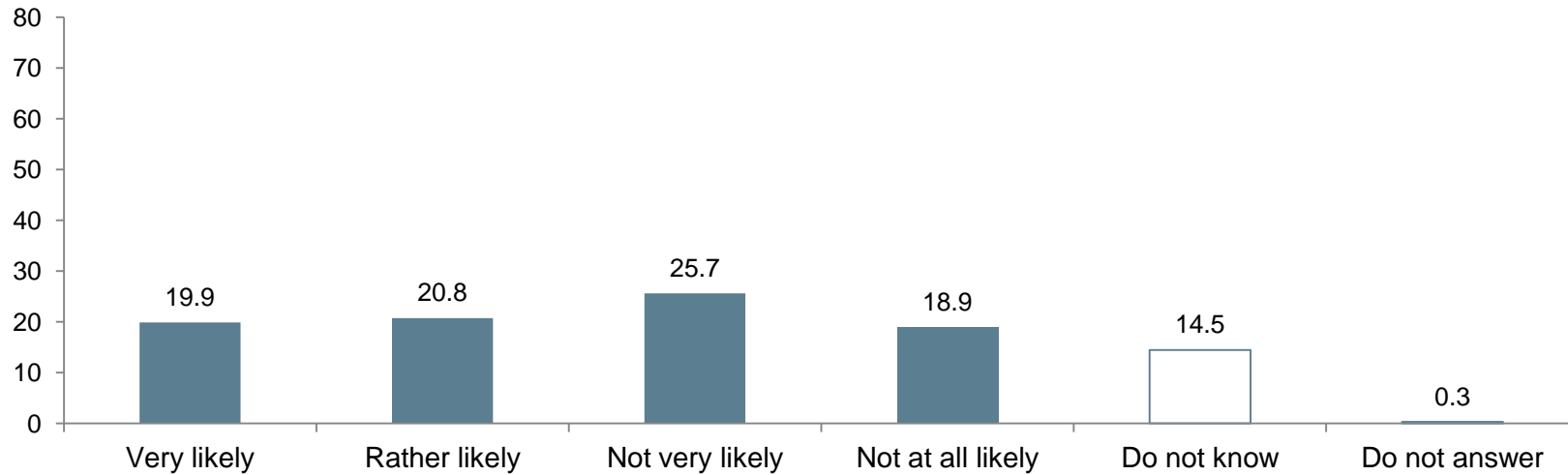
(N=2,000; simple response; %)



**Question 34**

**If Catalonia was an independent state, how likely would it be that it would stay automatically out of the European Union, according to you?**

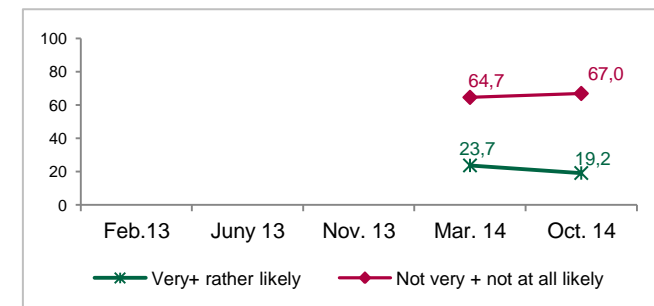
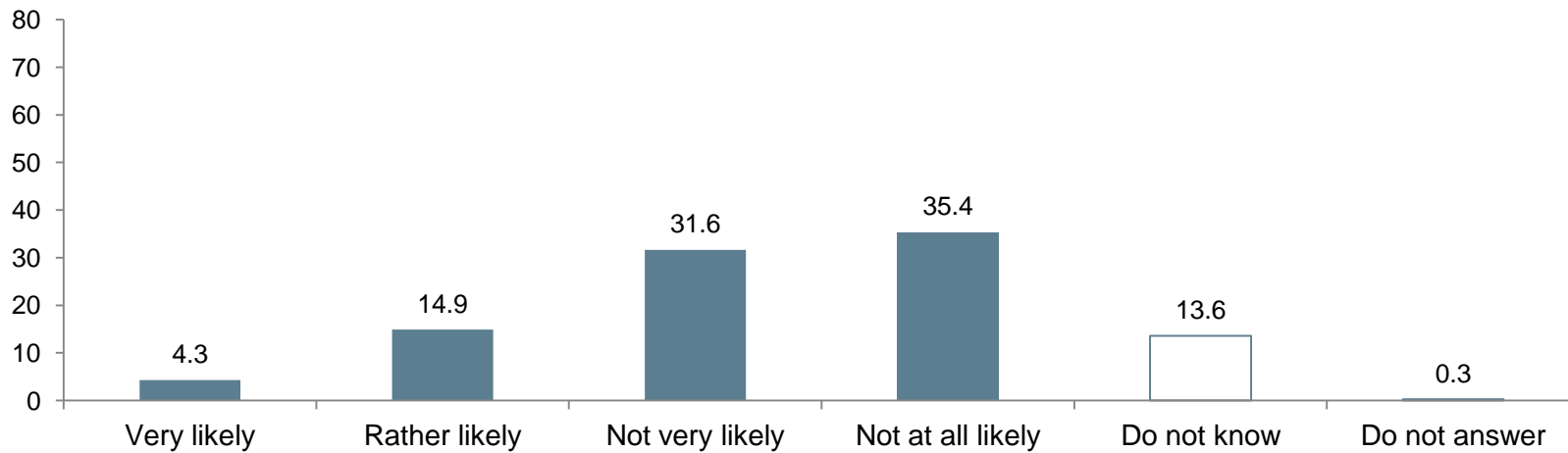
(N=2,000; simple response; %)



**Question 35**

**To what extent do you think it is likely that the Spanish government will finally offer an agreement that would be acceptable for a majority of the Catalan Parliament?**

(N=2,000; simple response; %)



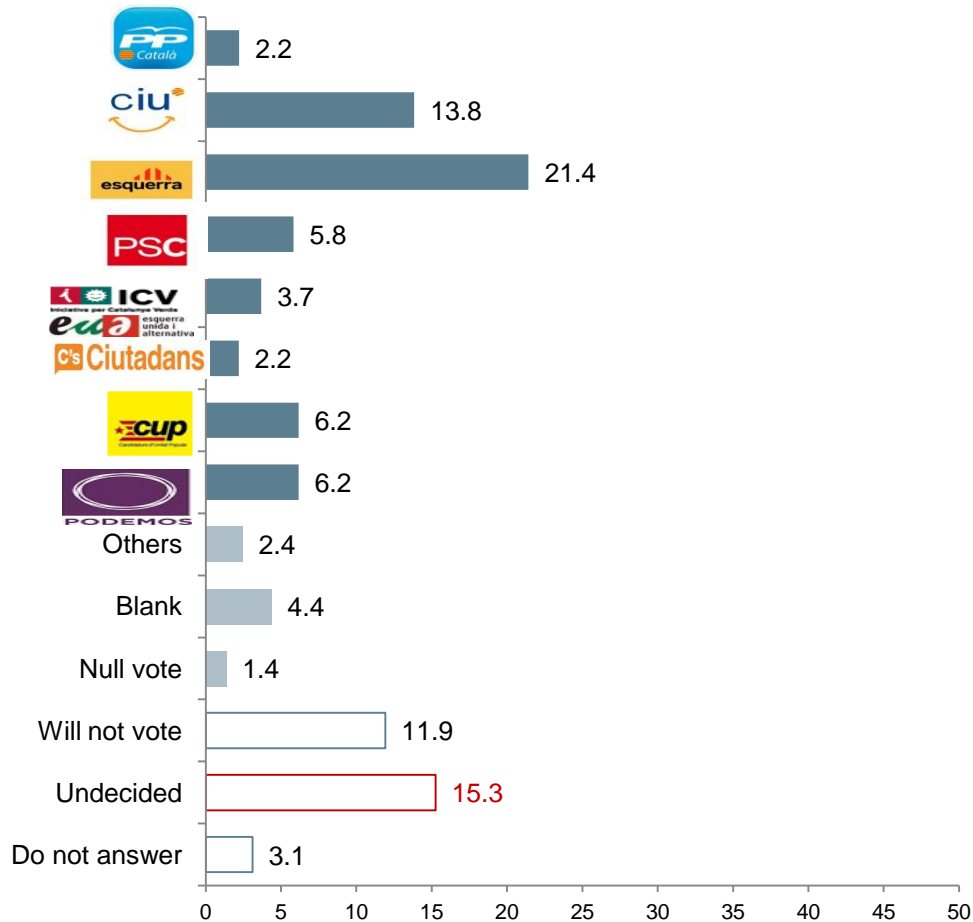


## Elections to the Catalan Parliament: vote intention

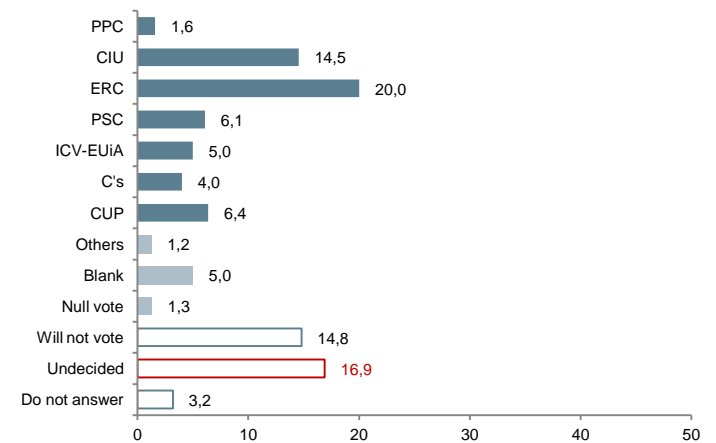
### Question 37

If elections to the Catalan Parliament were to be held tomorrow, what party or coalition would you vote for?

(N=2,000; simple response; %;)



### Previous Barometer

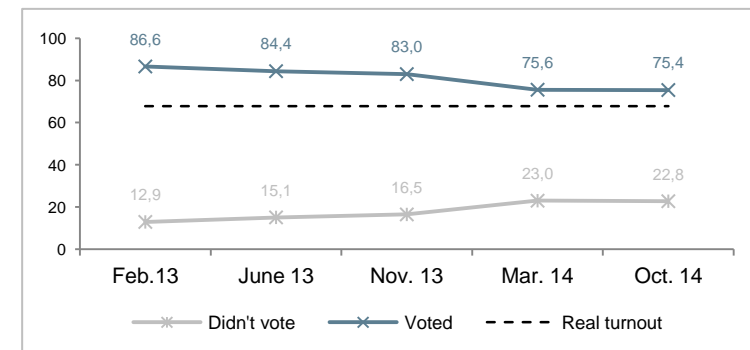
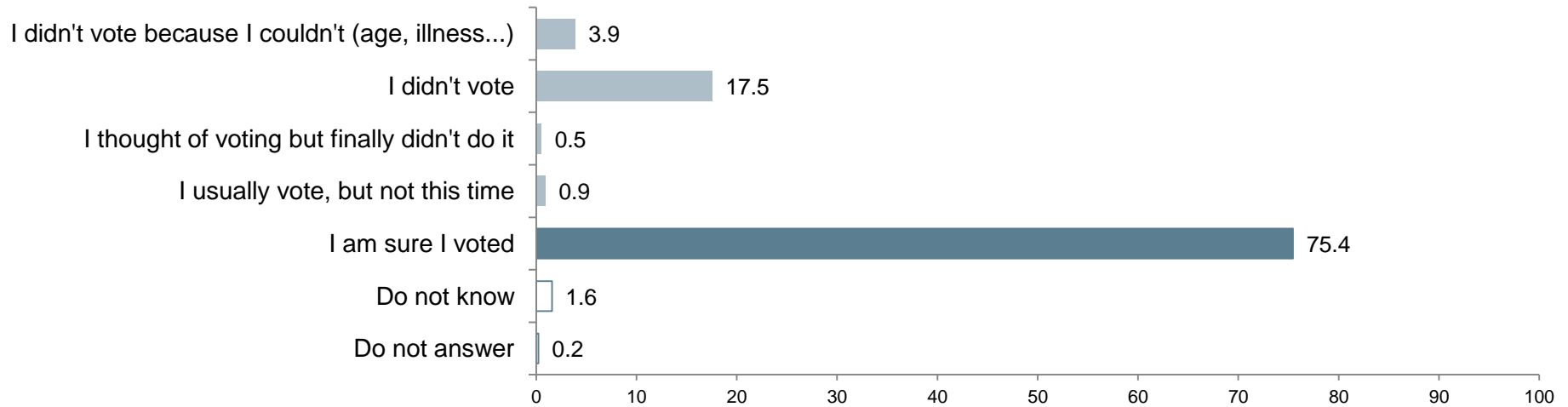


## Elections to the Catalan Parliament: vote recall

### Question 38a

In particular, which one of the following sentences best describes your situation in the past elections to the Parliament of Catalonia held on November 2012?

(N=2,000; simple response; %)

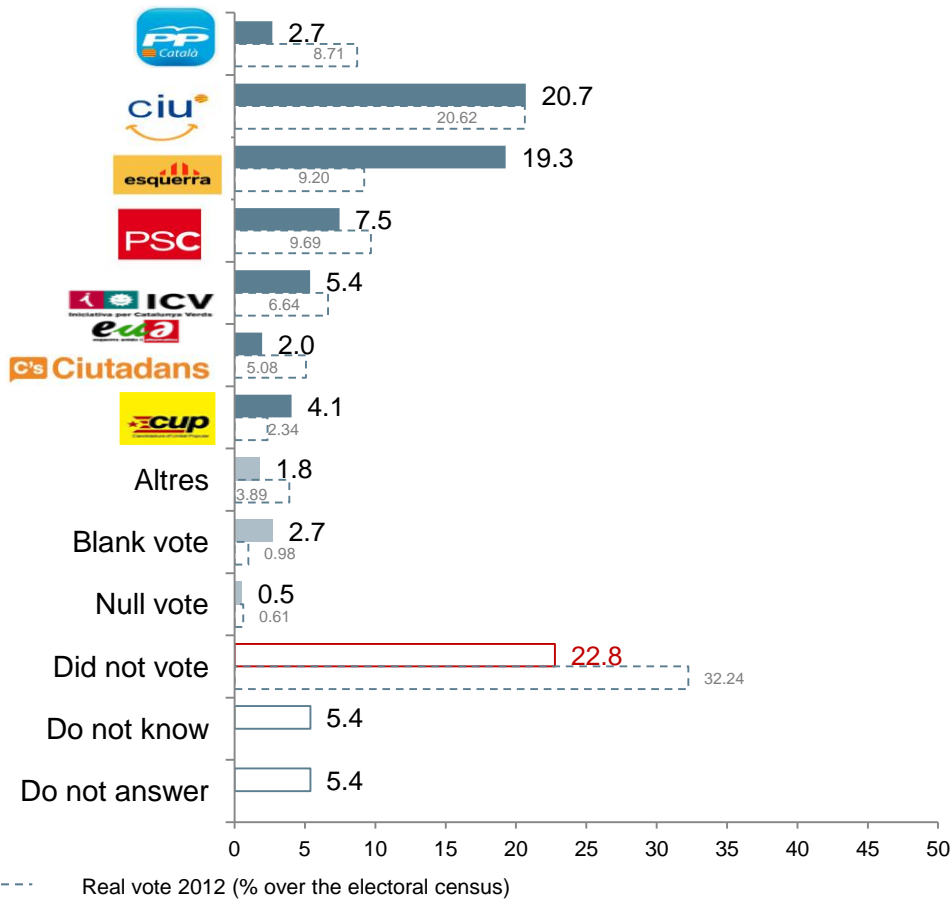


## Elections to the Catalan Parliament: vote recall

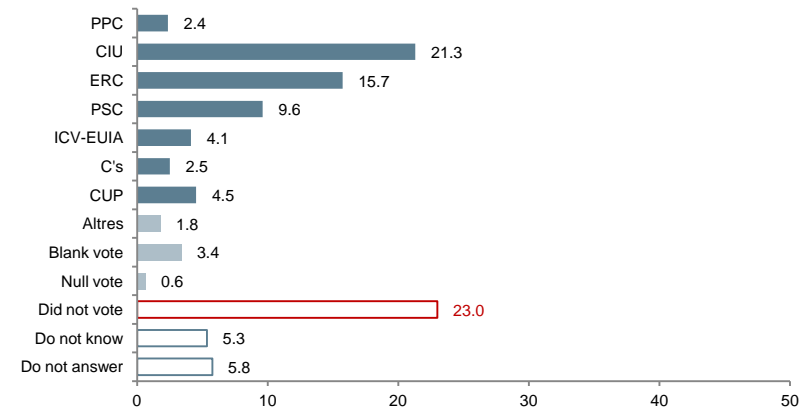
### Question 38b

And could you tell me to what party or coalition did you vote for in the last elections to the Parliament of Catalonia?

(N=2,000; simple response; %)



### Previous Barometer

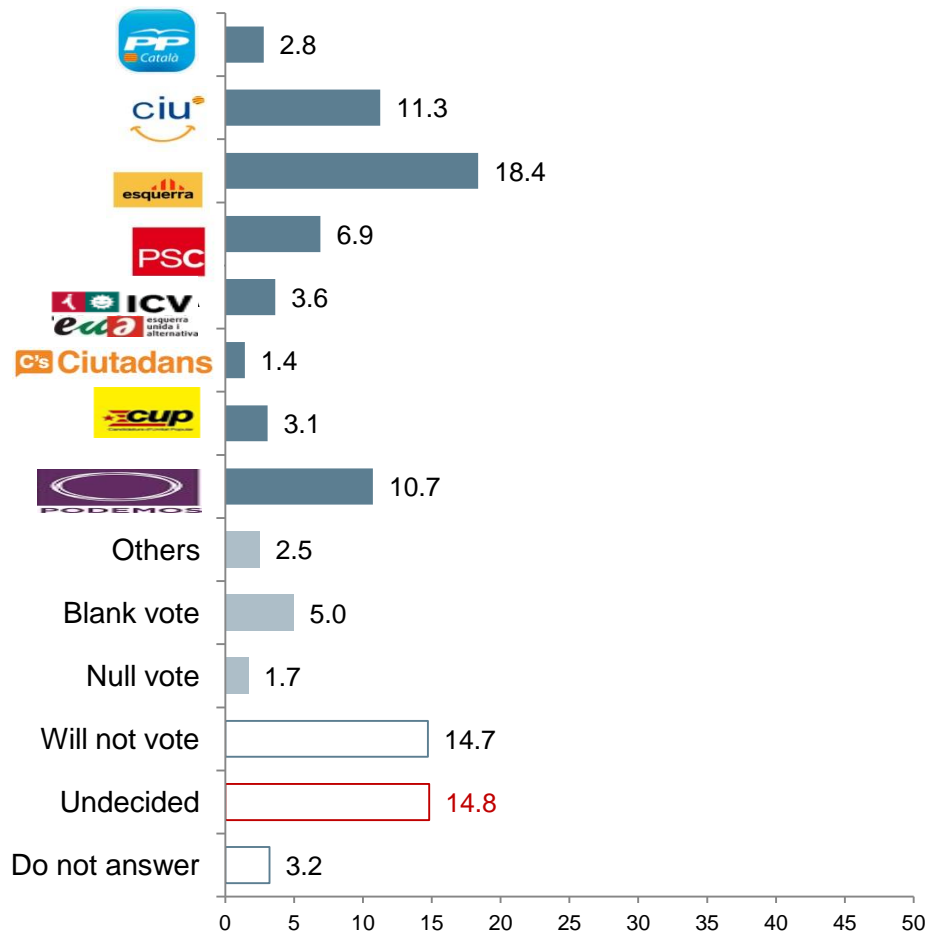


## Elections to the *Congreso de los Diputados*: vote intention

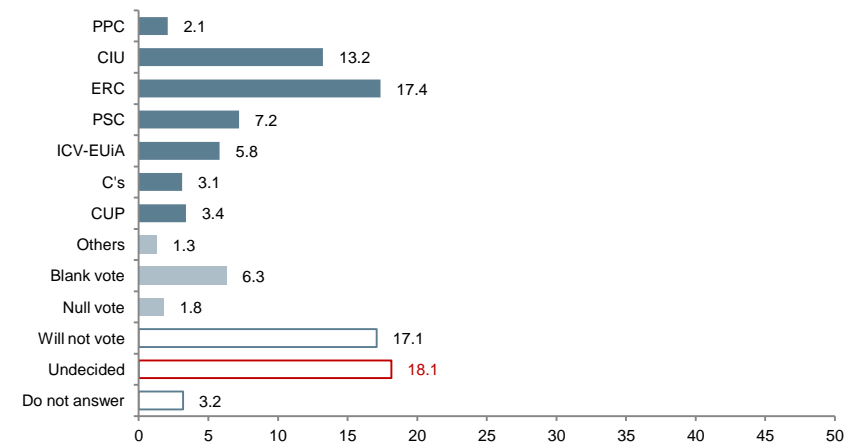
### Question 39

If elections to the *Congreso de los Diputados* were to be held tomorrow, what party or coalition would you vote for?

(N=2,000; simple response; %)



### Previous Barometer

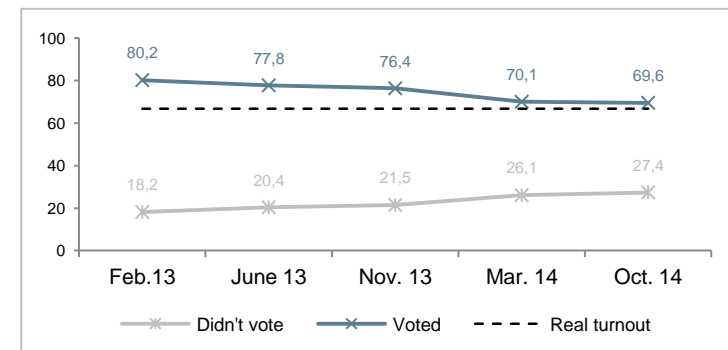
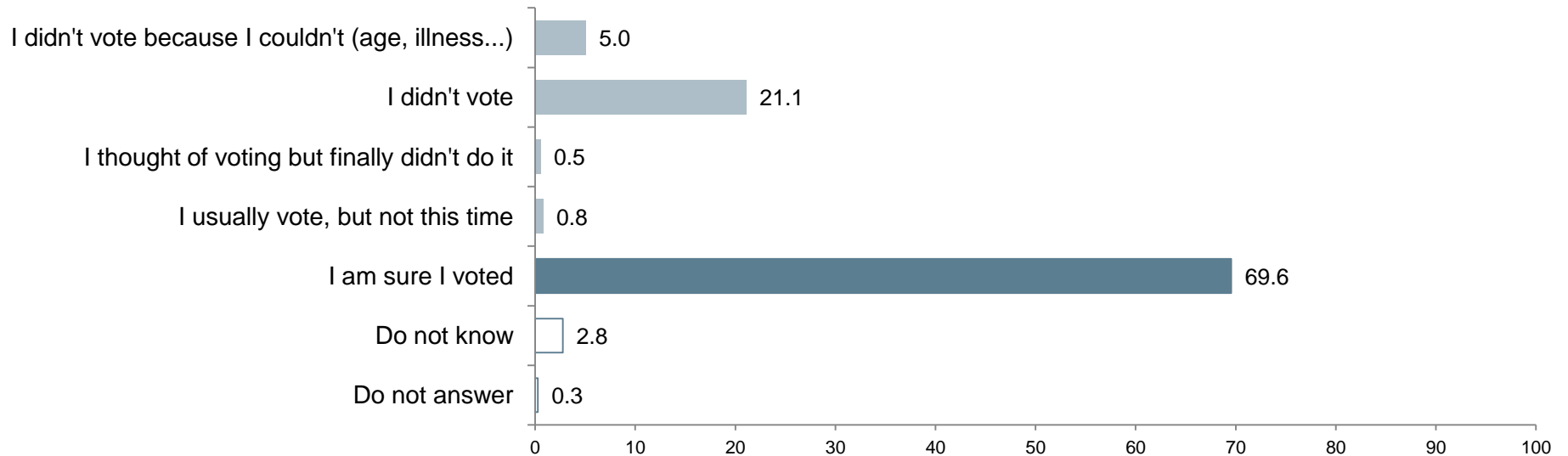


## Elections to the *Congreso de los Diputados*: vote recall

### Pregunta 40a

In particular, which of the following sentences best describes your situation in the past elections to the Congreso de los Diputados:

(N=2,000; simple response; %)

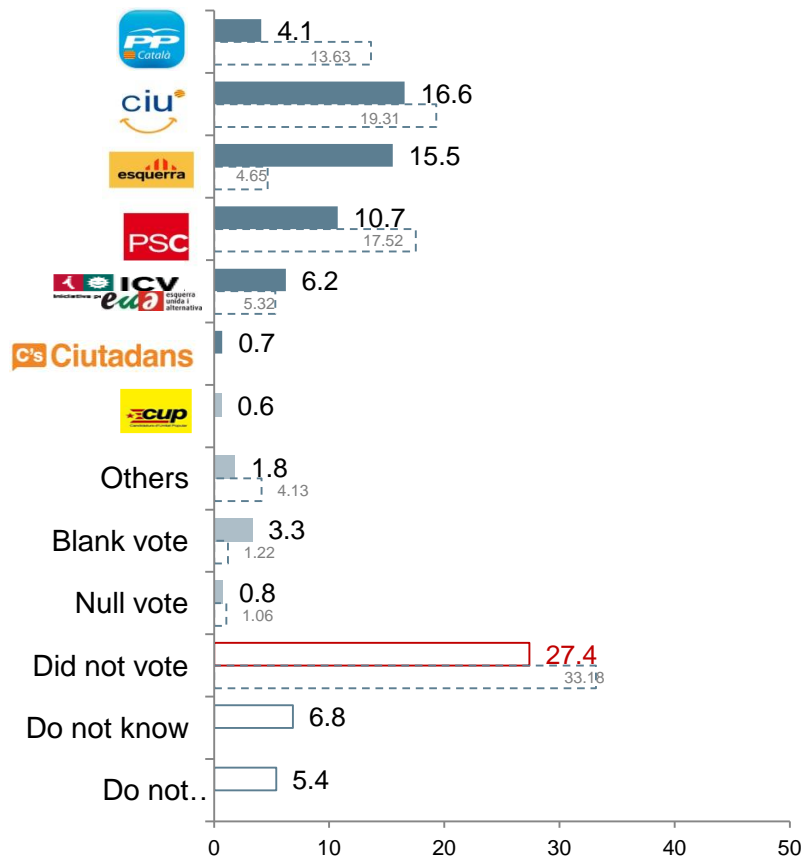


## Elections to the *Congreso de los Diputados*: vote recall

### Pregunta 40b

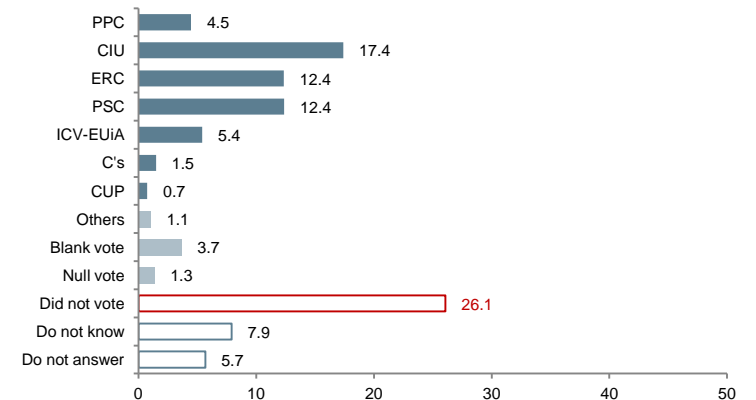
If elections to the *Congreso de los Diputados* were to be held tomorrow, what party or coalition would you vote for?

(N=2,000; simple response; %)



----- Real vote 2011 (% over electoral census)

### Previous barometer











## Ratings of political leaders

### Question 41a

















How do you rate the political performance of these leaders? Please rate them in a scale from 0 to 10, where 0 is very poor and 10 is excellent.

(Base: know the leader; simple response; average)

		Rating by vote intention to the Catalan Parliament							
									
Alfred Bosch	<b>5.63</b>	0.88	6.19	<b>7.02</b>	4.05	4.92	1.55	5.61	2.62
David Fernández	<b>5.58</b>	0.55	5.15	6.3	3.16	5.64	1.74	<b>7.95</b>	4.1
Oriol Junqueras	<b>5.53</b>	1.33	6.93	<b>7.68</b>	3.66	5.67	1.82	6.23	3.69
Joan Herrera	<b>4.84</b>	1.69	4.93	5.33	4.44	<b>6.89</b>	2.8	4.73	4.59
Artur Mas	<b>4.77</b>	1.66	<b>7.92</b>	6.52	3.3	4.49	1.79	4.66	2.65
Joan Coscubiela	<b>4.71</b>	1.32	4.71	5.32	3.69	<b>5.96</b>	3.27	4.71	3.76
Josep Antoni Duran i Lleida	<b>3.85</b>	4.21	<b>5.12</b>	3.39	4.44	3.83	4.85	1.99	3.55
Miquel Iceta	<b>3.64</b>	2.99	4.13	3.54	<b>4.87</b>	4.49	3.58	2.19	3.44
Jaume Collboni	<b>3.55</b>	3,00	4.52	3.76	<b>3.34</b>	3.85	3.18	1.89	3.82
Albert Rivera	<b>2.57</b>	5.44	2.26	1.55	3.63	3.12	<b>7.57</b>	0.98	2.95
Jorge Fernández Díaz	<b>1.95</b>	<b>5.59</b>	2.14	1.4	2.44	2.37	4.78	0.67	1.62
Alícia Sánchez-Camacho	<b>1.51</b>	<b>6.5</b>	1.03	0.71	1.92	1.6	4.48	0.44	1.23

Real base	2000	45	308	482	94	62	50	143	115
Weighted base	2000	44	277	428	117	74	44	123	123

## Cross-tabulation of vote recall and vote intention to the elections of the Parliament of Catalonia.

		Vote recall to the Catalan Parliament 2012												
										Others/Null	Blank vote	Did not vote	Dk/Da	Total
Vote intention to the Catalan Parliament		<b>60.2</b>	0.2	0.0	0.2	0.0	0.0	0.0	0.0	0.0	3.4	2.0	0.0	<b>2.2</b>
		6.0	<b>55.0</b>	2.6	2.4	0.0	1.3	0.6	0.0	4.8	4.0	3.9	4.4	<b>13.8</b>
		0.0	13.6	<b>76.5</b>	2.1	6.5	0.0	9.6	0.0	8.0	1.0	9.1	6.6	<b>21.4</b>
		1.8	1.5	0.5	<b>49.6</b>	0.0	0.7	0.0	0.0	0.0	6.9	4.9	3.4	<b>5.8</b>
		0.0	1.4	1.7	2.5	<b>45.8</b>	0.0	0.0	0.0	0.0	0.0	1.5	0.9	<b>3.7</b>
		5.0	0.4	0.6	2.7	0.0	<b>60.6</b>	0.0	0.0	4.8	1.0	1.0	1.1	<b>2.2</b>
		0.0	2.2	6.1	1.3	7.3	0.0	<b>83.5</b>	0.0	6.0	0.0	1.8	1.5	<b>6.2</b>
		1.9	2.5	3.0	11.4	11.7	11.7	1.2	<b>83.5</b>	4.8	13.8	8.7	5.2	<b>6.2</b>
	Others/Null	5.0	1.7	0.8	3.9	5.2	4.7	2.3	0.0	<b>47.9</b>	4.4	3.2	5.8	<b>3.8</b>
	Blank vote	11.2	2.7	0.8	3.0	0.0	4.7	0.0	0.0	0.0	<b>42.9</b>	5.9	5.0	<b>4.4</b>
Will not vote	4.9	5.2	1.3	4.7	8.4	6.7	2.3	0.0	14.3	6.1	<b>35.4</b>	8.7	<b>11.9</b>	
Dk/Da	4.0	13.6	6.1	16.2	15.0	9.5	0.6	8.3	9.5	16.5	22.8	<b>57.5</b>	<b>18.4</b>	
<b>Total</b>	100,0	100,0	100,0	100,0	100,0	100,0	100,0	100,0	100,0	100,0	100,0	100,0	100,0	
Base real	50	454	322	163	68	39	95	95	44	59	483	223	2000	
Base ponderada	47	426	315	192	83	50	90	90	48	68	459	222	2000	



Elections to the Parliament of Catalonia					
Political Opinion Barometer, 2nd wave 2014					
	Direct vote intention	Vote estimates	Sit estimates	Resultats 2012	
	(in %)	(in % over valid vote)		%VV	escons
CiU	13.8	19.4	32-32	30.7	50
ERC	21.4	23.2	38-39	13.7	21
PSC	5.8	11.2	14-16	14.4	20
PP	2.2	8.6	11-13	13.0	19
ICV-EUiA	3.7	7.2	8-9	9.9	13
C's	2.2	7.0	8-9	7.6	9
CUP	6.2	6.5	8-9	3.5	3
Podemos	6.2	8.5	10-11		
others	2.4	6.5	---	5.7	---
blank vote	4.4	1.9		1.5	---
null vote	1.4				
Abstention ("will not vote")	11.9				
Undecided	15.3				
Do not answer	3.1				

<b>Elections to the <i>Congreso de los Diputados</i></b>					
<b>Political Opinion Barometer, 2nd wave 2014</b>					
	<b>Direct intention</b>	<b>Vote estimates</b>	<b>Sit estimates</b>	<b>Results 2011</b>	
	(in %)	(in % over valid vote)		%VV	sits
CiU	11.3	18.0	10-12	29.4	16
PSC	6.9	15.0	8-9	26.7	14
PP	2.8	11.1	5-6	20.7	11
ICV-EUiA	3.6	5.1	2	8.1	3
ERC	18.4	21.0	12-13	7.1	3
C's	1.4	2.5	0-1	6.3	0
CUP	3.1	3.8	1		
Podemos	10.7	14.0	7-8		
others	2.5	7.9	---		
blank votes	5.0	1.6		1.9	
null votes	1.8				
Abstention ("will not vote")	14.7				
Undecided	14.8				
Do not answer	3.2				